

# MINISTERIO DE AGRICULTURA, PESCA Y ALIMENTACIÓN

Secretaría General de Agricultura y Alimentación

DIRECCIÓN GENERAL DE ALIMENTACIÓN

*Datos de las Denominaciones de Vinos:*

- *CAMPAÑA 2001/2002*

Subdirección General de Sistemas de Calidad Diferenciada

*Datos de las Denominaciones de Vinos:*

- *CAMPAÑA 2001/2002*

**NOTA:** Sólo se contemplan en esta publicación las Denominaciones de Origen que estuvieran ratificadas al inicio de la Campaña 2001/2002


**Fuente:** Consejos Reguladores de las Denominaciones de Origen.

**Elaboración:** Subdirección General de Sistemas de Calidad Diferenciada

# Índice

*nº de página*

|  |           |
|--|-----------|
| • Series históricas y evolución de los V.C.P.R.D. españoles dentro del sector vitivinícola:..... | 3         |
| • Evolución de la Superficie de viñedo para transformación.....                                  | 4         |
| • Evolución de la Comercialización de los V.C.P.R.D. respecto al total del sector .....          | 5         |
| • Evolución del comercio total por tipos de mercado .....  | 6         |
| • Evolución del comercio total por tipos de vino .....   | 8         |
| • Evolución del comercio interior por tipos de vino .....  | 10        |
| • Evolución del comercio exterior por tipos de vino .....  | 12        |
| • Evolución del comercio exterior por tipos de envase.....                                       | 14        |
| <b>CAMPAÑA VITIVINÍCOLA 2001/2002 .....</b>  | <b>17</b> |
| • Localización Geográfica por Comunidades Autónomas .....  | 19        |
| • Superficie Inscrita, Viticultores, Bodegas y Volumen de Vino Calificado:                       |           |
| • Superficie Inscrita y nº de Viticultores de la vendimia de 2001 .....                          | 20        |
| • Bodegas Inscritas .....  | 22        |
| • Evolución del Volumen de Vino Calificado (cosechas 1998-2001) .....                            | 24        |
| • Distribución de la Comercialización:   |           |
| • Comercio Interior y Comercio Exterior.....   | 26        |
| • Por Tipos de Vino .....  | 28        |
| • Comercio Interior:   |           |
| • Distribución por Tipos de Vino.....  | 30        |
| • Comercio Exterior:   |           |
| • Total - Distribución por Tipos de Vino.....  | 32        |
| • Total - Distribución por Tipos de Envase .....   | 34        |
| • Embotellado - Distribución por Tipos de Vino.....  | 36        |
| • A Granel - Distribución por Tipos de Vino .....  | 38        |
| • Por Países de la Unión Europea.....  | 40        |
| • Por Países Terceros .....  | 42        |
| • Valor Económico:   |           |
| • Expresados en EUROS ( € ) .....  | 45        |
| • Existencias en Bodega.....   | 46        |



## **VINOS DE CALIDAD PRODUCIDOS EN REGIONES DETERMINADAS (V.C.P.R.D.)<sup>1</sup>**

- **Evolución de los V.C.P.R.D. españoles respecto al total nacional del sector vitivinícola:**
  - **Superficie de viñedo**
  - **Comercialización**
  
- **Evolución de la comercialización de los V.C.P.R.D. españoles:**
  - **Comercio Total por tipos de mercado**
  - **Comercio Total por tipos de vino**
  - **Comercio Interior por tipos de vino**
  - **Comercio Exterior por tipos de vino**
  - **Comercio Exterior por tipos de envase**

(1) Esta terminología comunitaria engloba a los vinos protegidos por las Denominaciones de Origen españolas incluido el v.e.c.p.r.d. "Cava".

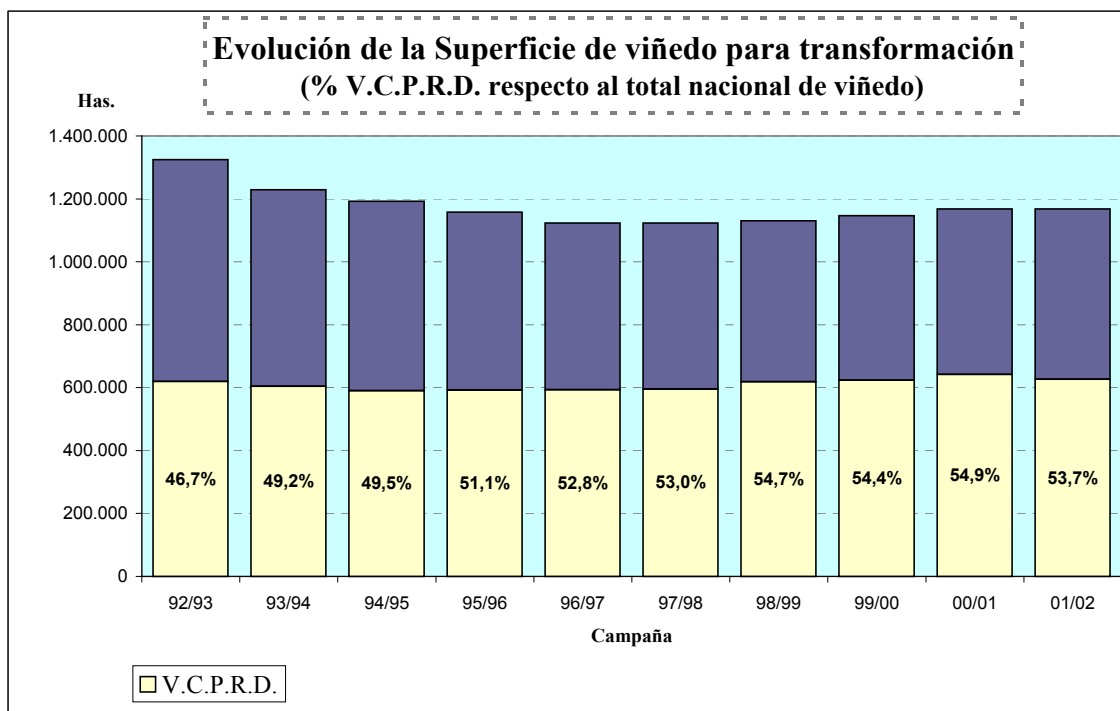
## EVOLUCIÓN DE LOS V.C.P.R.D. ESPAÑÓLES RESPECTO AL TOTAL NACIONAL DEL SECTOR VITIVINÍCOLA

### Superficie de Viñedo

| CAMPAÑA   | Número de V.C.P.R.D. | SUPERFICIE DE VIÑEDO PARA TRANSFORMACIÓN (x 10 <sup>3</sup> Has.) |                                  |   |
|---|----------------------|---|----------------------------------|---|
|   |                      | TOTAL NACIONAL  | V.C.P.R.D. (superficie inscrita) | % de V.C.P.R.D. sobre el Total Nacional |
| 82/83   | 29                   | 1.636,1   | 489,5                            | 29,9                                    |
| 83/84   | 29                   | 1.618,5   | 479,8                            | 29,6                                    |
| 84/85   | 29                   | 1.553,2   | 486,6                            | 31,3                                    |
| 85/86   | 29                   | 1.516,7   | 487,7                            | 32,2                                    |
| <i>España ingresa en la CEE el 1 de Enero de 1986</i> |                      |   |                                  |   |
| 86/87   | 31                   | 1.499,5   | 572,5                            | 38,2                                    |
| 87/88   | 33                   | 1.445,8   | 577,6                            | 39,9                                    |
| 88/89   | 35                   | 1.420,9   | 592,2                            | 41,7                                    |
| 89/90   | 38                   | 1.409,8   | 593,3                            | 42,1                                    |
| 90/91   | 40                   | 1.393,0   | 647,0                            | 46,4                                    |
| 91/92   | 41                   | 1.372,9   | 636,1                            | 46,3                                    |
| 92/93   | 41                   | 1.324,8   | 619,3                            | 46,7                                    |
| 93/94   | 46                   | 1.228,8   | 604,7                            | 49,2                                    |
| 94/95   | 48                   | 1.192,7   | 590,4                            | 49,5                                    |
| 95/96   | 51                   | 1.158,1   | 591,9                            | 51,1                                    |
| 96/97   | 54                   | 1.123,3   | 593,0                            | 52,8                                    |
| 97/98   | 54                   | 1.123,0   | 595,6                            | 53,0                                    |
| 98/99   | 55                   | 1.130,0   | 618,3                            | 54,7                                    |
| 99/00   | 55                   | 1.146,5   | 624,0                            | 54,4                                    |
| 00/01   | 57                   | 1.167,7   | 641,6                            | 54,9                                    |
| 01/02   | 58                   | 1.167,7 (*)   | 626,7                            | 53,7                                    |

(\*) Último dato disponible que corresponde a la campaña 2000/01

### Gráfico I



## EVOLUCIÓN DE LOS V.C.P.R.D. ESPAÑOLES RESPECTO AL TOTAL NACIONAL DEL SECTOR VITIVINÍCOLA

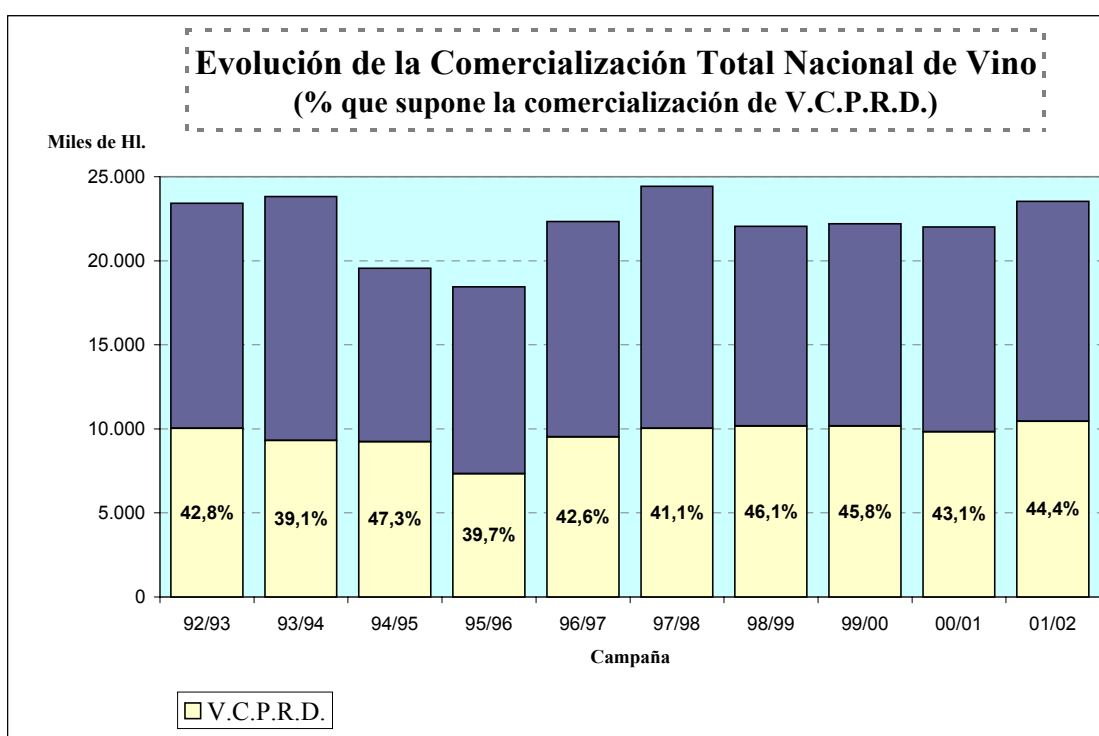
### Comercialización

| CAMPAÑA   | Número de V.C.P.R.D. | COMERCIALIZACIÓN<br>(Miles de Hl.) |            |   |
|---|----------------------|------------------------------------|------------|---|
|   |                      | TOTAL NACIONAL                     | V.C.P.R.D. | % de V.C.P.R.D. sobre el Total Nacional |
| 82/83   | 29                   | 24.184                             | 10.641     | 44,0                                    |
| 83/84   | 29                   | 25.142                             | 6.897      | 27,4                                    |
| 84/85   | 29                   | 24.699                             | 6.525      | 26,4                                    |
| 85/86   | 29                   | 25.039                             | 6.902      | 27,6                                    |
| <i>España ingresa en la CEE el 1 de Enero de 1986</i> |                      |                                    |            |   |
| 86/87   | 31                   | 24.272                             | 8.745      | 36,0                                    |
| 87/88   | 33                   | 22.851                             | 9.835      | 43,0                                    |
| 88/89   | 35                   | 22.925                             | 8.898      | 38,8                                    |
| 89/90   | 38                   | 20.124                             | 9.067      | 45,1                                    |
| 90/91   | 40                   | 22.652                             | 9.482      | 41,9                                    |
| 91/92   | 41                   | 22.853                             | 9.856      | 43,1                                    |
| 92/93   | 41                   | 23.413                             | 10.027     | 42,8                                    |
| 93/94   | 46                   | 23.822                             | 9.312      | 39,1                                    |
| 94/95   | 48                   | 19.546                             | 9.244      | 47,3                                    |
| 95/96   | 51                   | 18.452                             | 7.329 (1)  | 39,7                                    |
| 96/97   | 54                   | 22.331                             | 9.517      | 42,6                                    |
| 97/98   | 54                   | 24.424                             | 10.037     | 41,1                                    |
| 98/98   | 55                   | 22.056                             | 10.164     | 46,1                                    |
| 99/00   | 55                   | 22.198                             | 10.166     | 45,8                                    |
| 00/01   | 57                   | 22.818                             | 9.829      | 43,1                                    |
| 01/02   | 58                   | 23.536 (2)                         | 10.461     | 44,4                                    |

(1) No están incluidos los volúmenes comercializados por las Denominaciones "Cava" y "Penedés" por no haber recibido de sus CC.RR. la información correspondiente.

(2) Dato provisional

### Gráfico II



**EVOLUCIÓN DEL COMERCIO TOTAL (Campañas 1990/91 a  
2001/02) DE LOS V.C.P.R.D. ESPAÑOLES SEGÚN EL TIPO  
DE DESTINO:  
MERCADO NACIONAL Y MERCADO EXTERIOR**

| <b>Campaña</b> | <b>Mdo. Nacional</b> |                      | <b>Mdo. Exterior</b> |                      | <b>COMERCIO<br/>TOTAL</b> |
|----------------|----------------------|----------------------|----------------------|----------------------|---------------------------|
|                | <b>Hl.</b>           | <b>%<br/>s/total</b> | <b>Hl.</b>           | <b>%<br/>s/total</b> |                           |
| <b>90/91</b>   | 6.085.311            | 69                   | 2.776.692            | 31                   | <b>8.862.003</b>          |
| <b>91/92</b>   | 6.013.530            | 61                   | 3.815.833            | 39                   | <b>9.829.363</b>          |
| <b>92/93</b>   | 6.078.863            | 61                   | 3.924.591            | 39                   | <b>10.003.454</b>         |
| <b>93/94</b>   | 6.045.758            | 65                   | 3.266.673            | 35                   | <b>9.312.431</b>          |
| <b>94/95</b>   | 5.878.289            | 64                   | 3.334.244            | 36                   | <b>9.212.533</b>          |
| <b>95/96</b>   | 5.464.188            | 62                   | 3.295.343            | 38                   | <b>8.759.531</b>          |
| <b>96/97</b>   | 6.045.395            | 64                   | 3.449.964            | 36                   | <b>9.495.359</b>          |
| <b>97/98</b>   | 6.049.995            | 61                   | 3.926.414            | 39                   | <b>9.976.409</b>          |
| <b>98/99</b>   | 6.331.966            | 62                   | 3.961.751            | 38                   | <b>10.293.717</b>         |
| <b>99/00</b>   | 6.235.529            | 61                   | 3.930.828            | 39                   | <b>10.166.357</b>         |
| <b>00/01</b>   | 6.136.509            | 62                   | 3.692.890            | 38                   | <b>9.829.399</b>          |
| <b>01/02</b>   | 6.495.199            | 62                   | 3.965.363            | 38                   | <b>10.460.562</b>         |



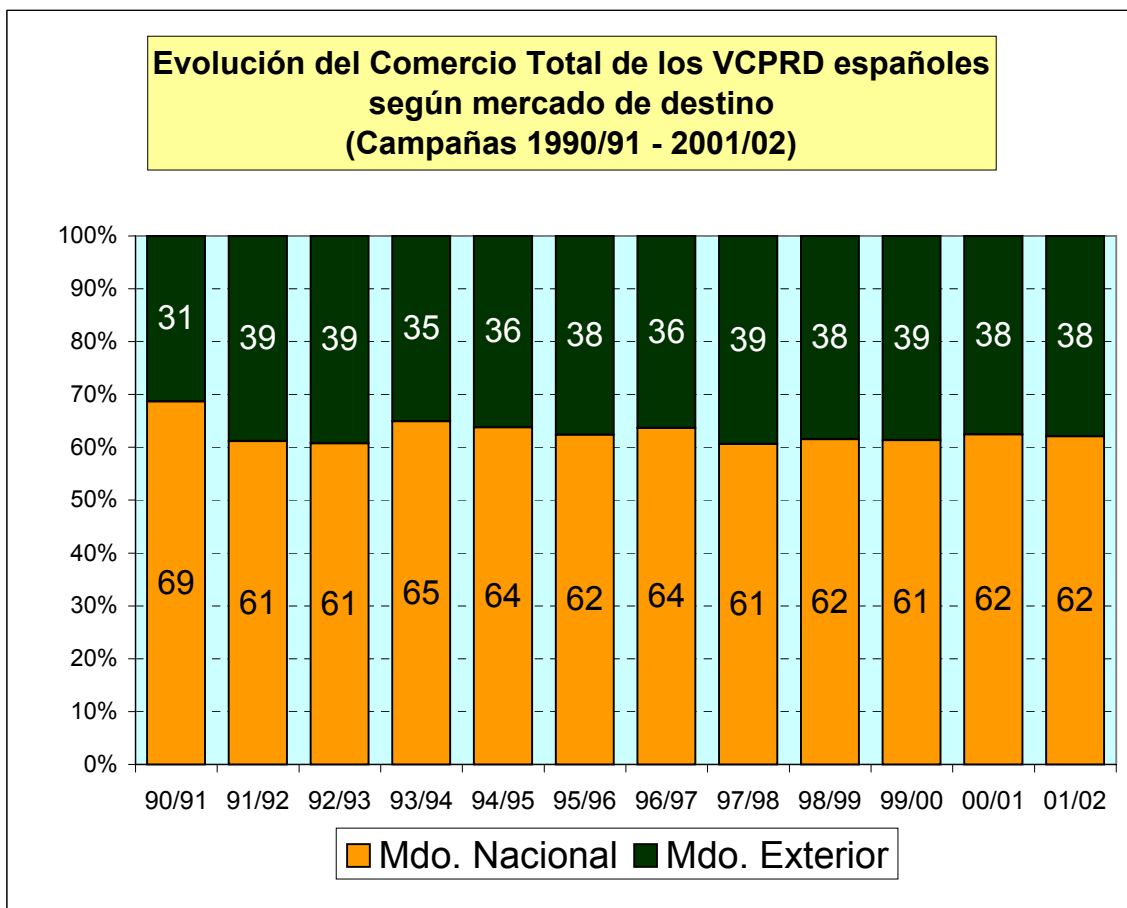
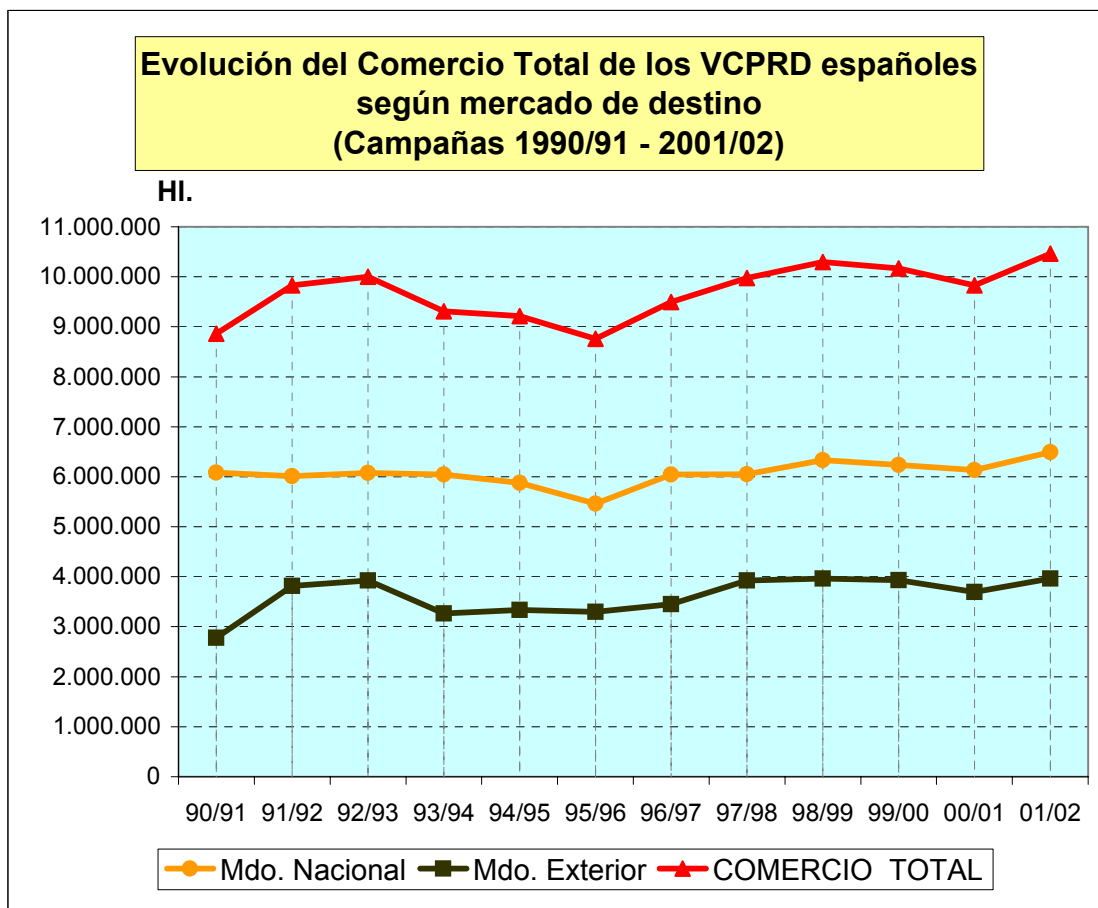


Gráfico III (b)

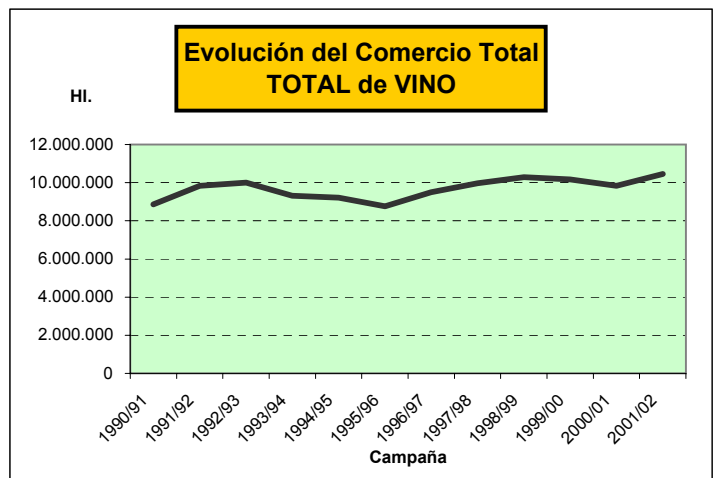
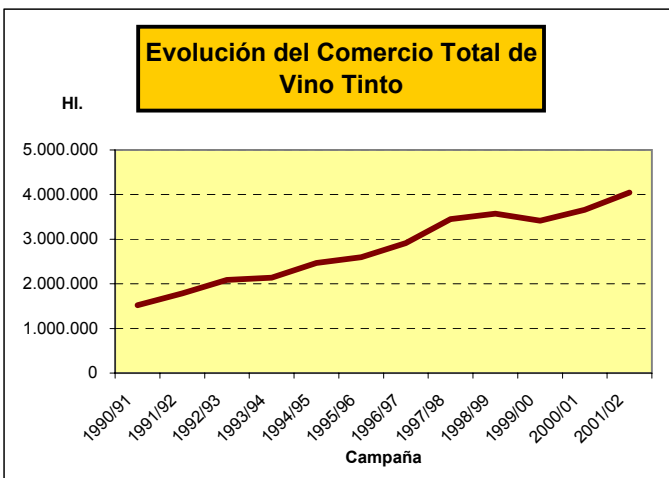
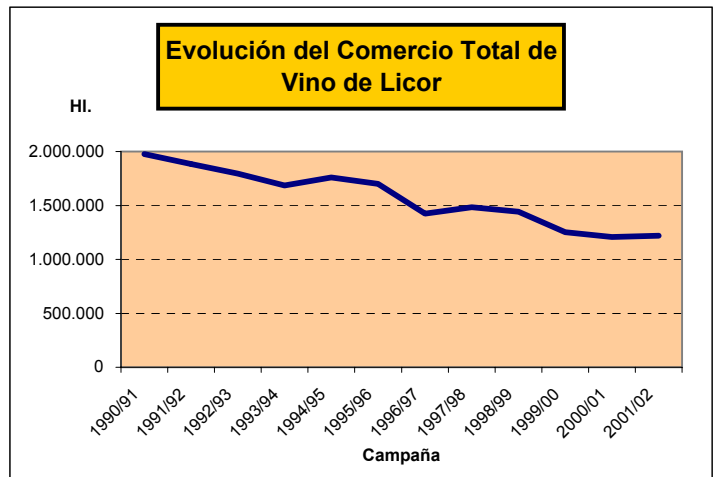
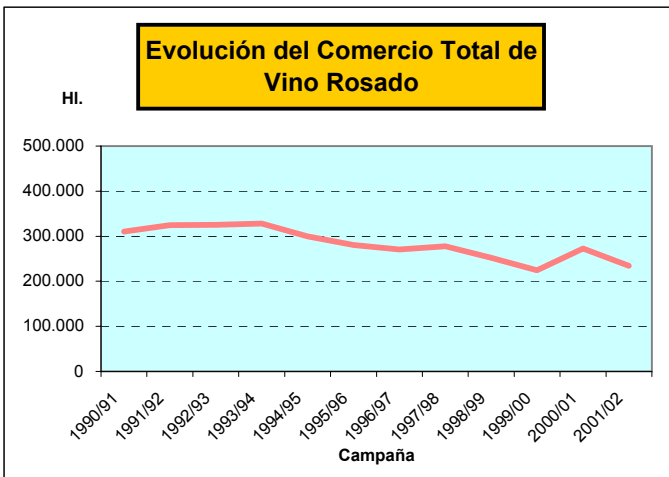
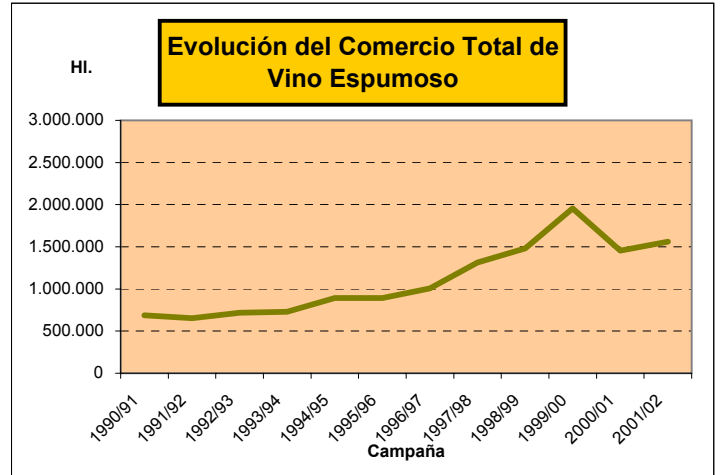
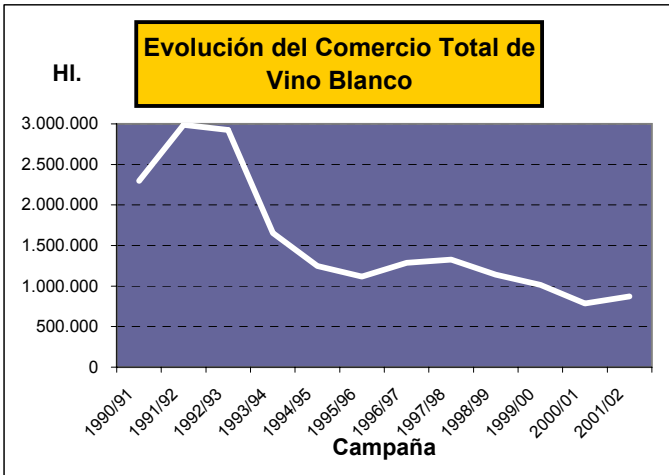


**Evolución del Comercio Total de los vcprd españoles  
por tipos de vino  
(Campañas 1990/91 a 2001/02)**

**COMERCIO TOTAL (HI.)**

| <b>CAMPAÑA</b> | <b>Blanco</b> | <b>Rosado</b> | <b>Tinto</b> | <b>De Licor</b> | <b>Espumoso</b> | <b>TOTAL</b> |
|----------------|---------------|---------------|--------------|-----------------|-----------------|--------------|
| <b>1990/91</b> | 2.295.400     | 310.116       | 1.522.442    | 1.977.314       | 688.860         | 8.862.003    |
| <b>1991/92</b> | 2.986.960     | 324.794       | 1.782.844    | 1.884.604       | 651.624         | 9.829.363    |
| <b>1992/93</b> | 2.923.888     | 325.474       | 2.086.246    | 1.793.788       | 719.238         | 10.003.454   |
| <b>1993/94</b> | 1.655.828     | 328.478       | 2.135.112    | 1.685.186       | 728.204         | 9.312.431    |
| <b>1994/95</b> | 1.248.228     | 299.442       | 2.468.182    | 1.760.530       | 892.106         | 9.212.533    |
| <b>1995/96</b> | 1.117.566     | 280.502       | 2.599.762    | 1.700.750       | 892.106         | 8.759.531    |
| <b>1996/97</b> | 1.285.264     | 270.588       | 2.912.842    | 1.425.036       | 1.006.198       | 9.495.359    |
| <b>1997/98</b> | 1.325.176     | 277.936       | 3.451.110    | 1.483.602       | 1.315.004       | 9.976.409    |
| <b>1998/99</b> | 1.139.826     | 252.320       | 3.571.012    | 1.442.224       | 1.479.688       | 10.293.717   |
| <b>1999/00</b> | 1.015.198     | 224.372       | 3.413.302    | 1.251.742       | 1.955.896       | 10.166.357   |
| <b>2000/01</b> | 787.488       | 272.538       | 3.661.628    | 1.207.252       | 1.455.586       | 9.829.399    |
| <b>2001/02</b> | 873.006       | 234.394       | 4.044.524    | 1.218.780       | 1.559.100       | 10.460.562   |

Nota: Los totales pueden no coincidir con la sumas de los distintos tipos de vinos debido a que algunos Consejos Reguladores tienen solamente el dato Total, y no facilitan el desglose por tipos de vino. Además, el vino de aguja no se refleja en el cuadro por ser un valor poco significativo.

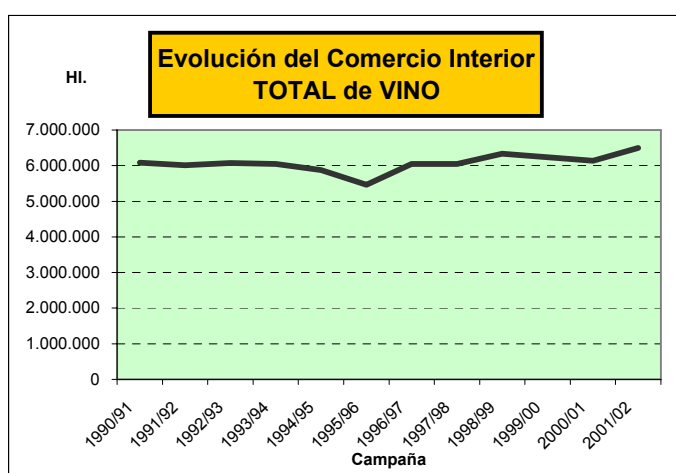
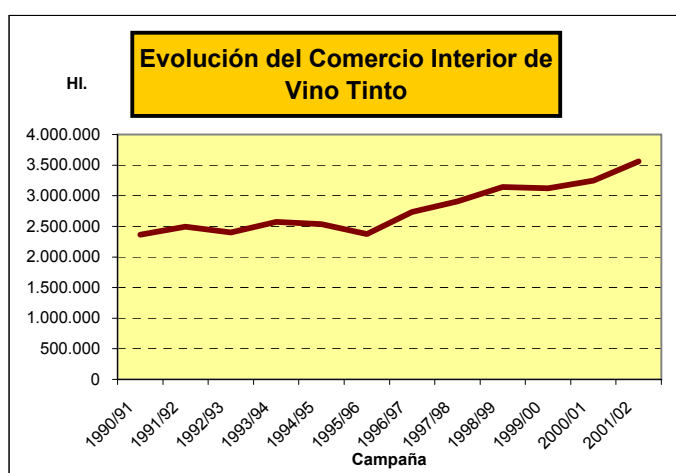
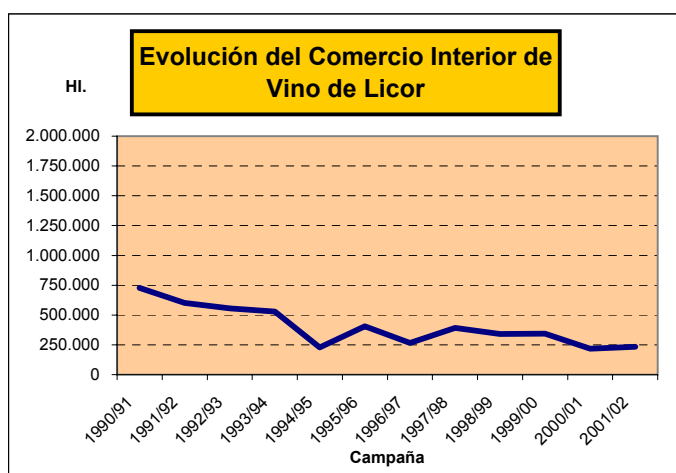
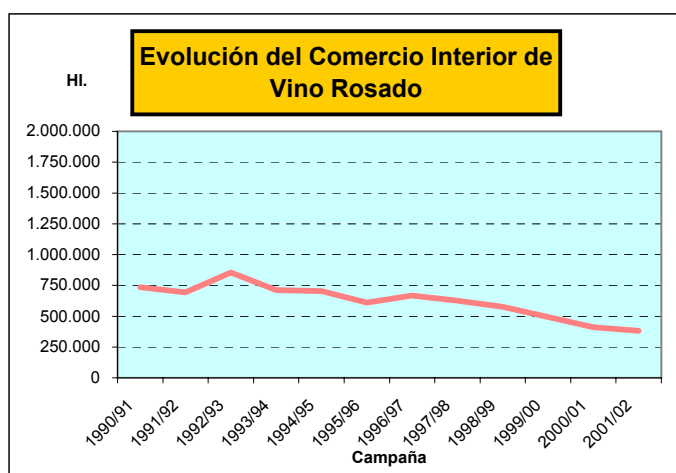
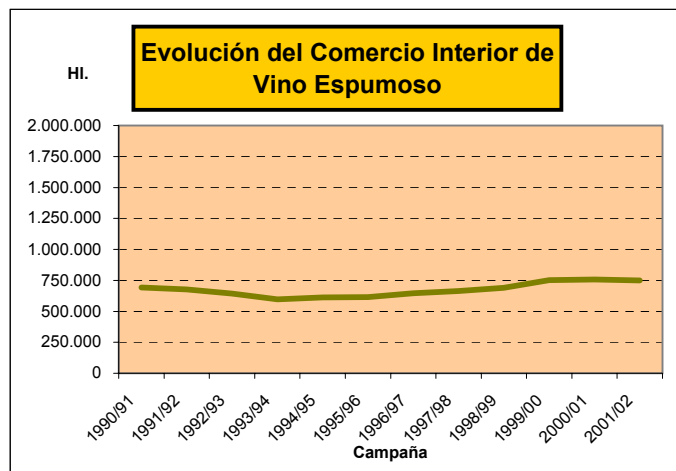
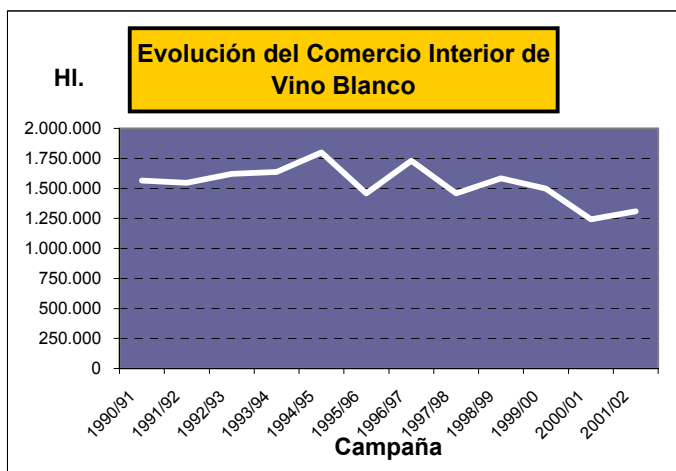


**Evolución del Comercio Interior de los vcprd españoles  
por tipos de vino  
(Campañas 1990/91 a 2001/02)**

**COMERCIO INTERIOR (HI.)**

| <b>CAMPAÑA</b> | <b>Blanco</b> | <b>Rosado</b> | <b>Tinto</b> | <b>De Licor</b> | <b>Espumoso</b> | <b>TOTAL</b> |
|----------------|---------------|---------------|--------------|-----------------|-----------------|--------------|
| <b>1990/91</b> | 1.565.632     | 733.892       | 2.363.774    | 728.263         | 693.750         | 6.085.311    |
| <b>1991/92</b> | 1.546.152     | 694.489       | 2.495.612    | 601.511         | 675.766         | 6.013.530    |
| <b>1992/93</b> | 1.621.187     | 855.433       | 2.402.022    | 555.873         | 644.348         | 6.078.863    |
| <b>1993/94</b> | 1.636.261     | 712.500       | 2.570.426    | 528.646         | 597.925         | 6.045.758    |
| <b>1994/95</b> | 1.799.305     | 703.699       | 2.535.437    | 227.288         | 612.560         | 5.878.289    |
| <b>1995/96</b> | 1.459.664     | 611.394       | 2.372.559    | 406.146         | 614.425         | 5.464.188    |
| <b>1996/97</b> | 1.731.399     | 666.804       | 2.735.077    | 265.367         | 646.748         | 6.045.395    |
| <b>1997/98</b> | 1.459.599     | 626.218       | 2.908.664    | 392.629         | 662.885         | 6.049.995    |
| <b>1998/99</b> | 1.582.833     | 577.457       | 3.140.925    | 339.867         | 690.884         | 6.331.966    |
| <b>1999/00</b> | 1.499.132     | 493.400       | 3.119.416    | 343.843         | 753.057         | 6.235.529    |
| <b>2000/01</b> | 1.243.844     | 410.518       | 3.248.097    | 216.115         | 756.225         | 6.136.509    |
| <b>2001/02</b> | 1.309.499     | 382.437       | 3.562.975    | 234.203         | 749.867         | 6.495.199    |

Nota: Los totales pueden no coincidir con la sumas de los distintos tipos de vinos debido a que algunos Consejos Reguladores tienen solamente el dato Total, y no facilitan el desglose por tipos de vino. Además, el vino de aguja no se refleja en el cuadro por ser un valor poco significativo.

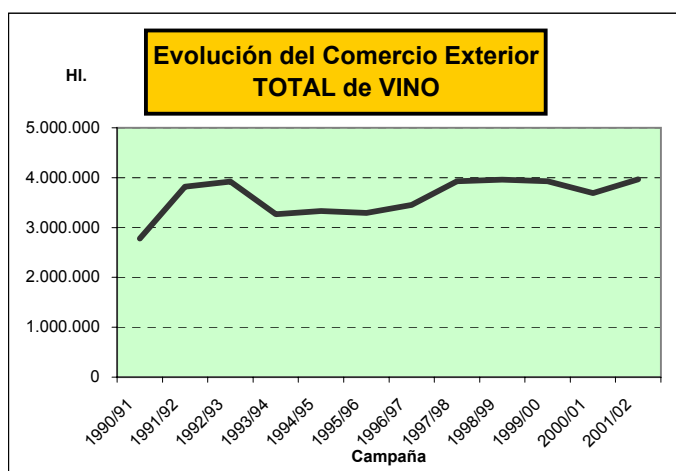
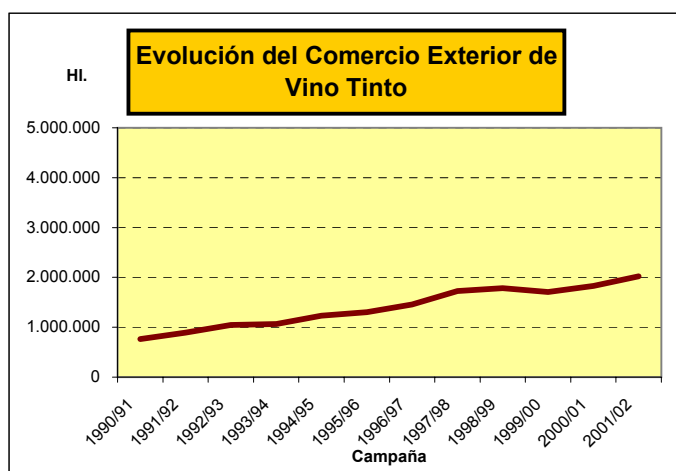
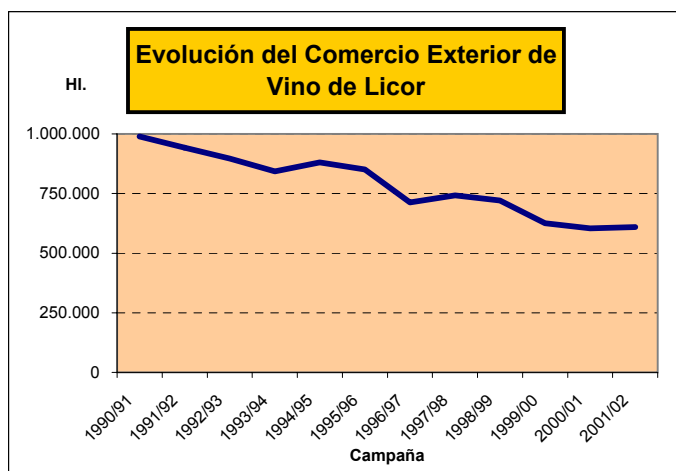
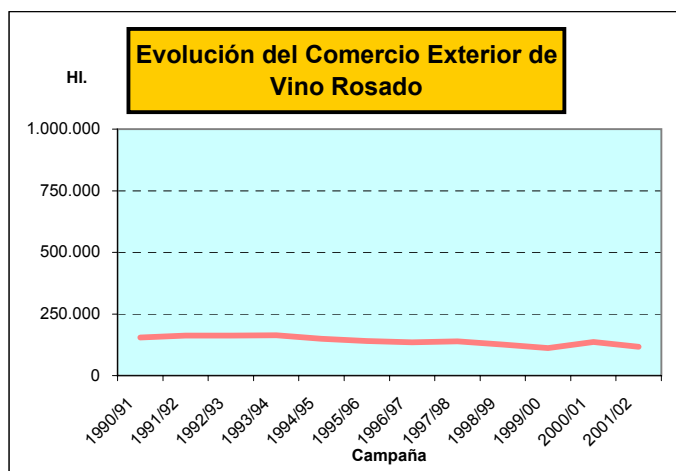
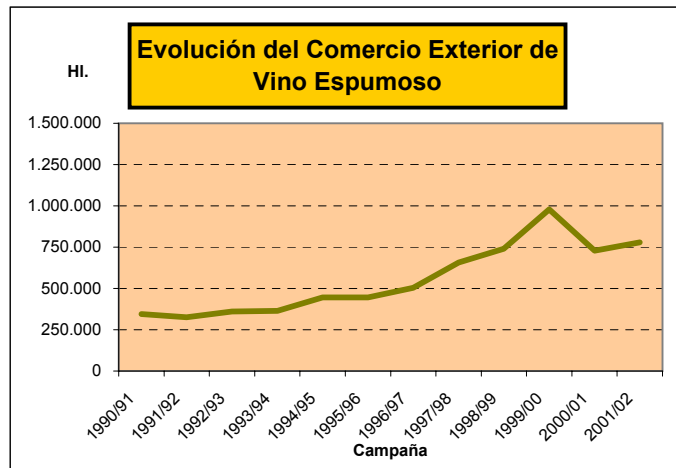
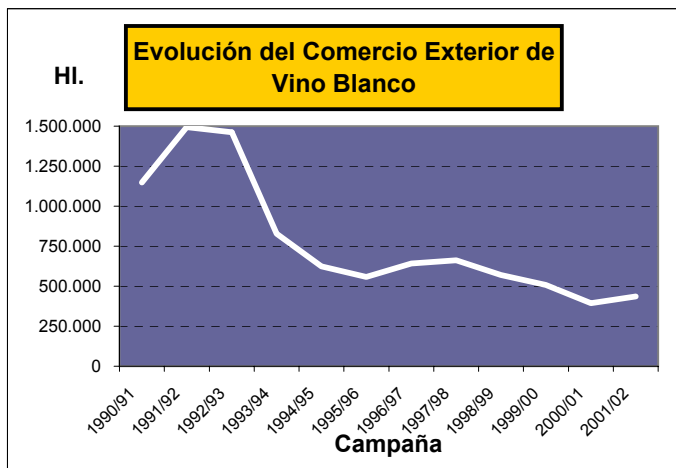


**Evolución del Comercio Exterior de los vcprd españoles  
por tipos de vino  
(Campañas 1990/91 a 2001/02)**

**COMERCIO EXTERIOR (HI.)**

| <b>CAMPAÑA</b> | <b>Blanco</b> | <b>Rosado</b> | <b>Tinto</b> | <b>De Licor</b> | <b>Espumoso</b> | <b>TOTAL</b> |
|----------------|---------------|---------------|--------------|-----------------|-----------------|--------------|
| <b>1990/91</b> | 1.147.700     | 155.058       | 761.221      | 988.657         | 344.430         | 2.776.692    |
| <b>1991/92</b> | 1.493.480     | 162.397       | 891.422      | 942.302         | 325.812         | 3.815.833    |
| <b>1992/93</b> | 1.461.944     | 162.737       | 1.043.123    | 896.894         | 359.619         | 3.924.591    |
| <b>1993/94</b> | 827.914       | 164.239       | 1.067.556    | 842.593         | 364.102         | 3.266.673    |
| <b>1994/95</b> | 624.114       | 149.721       | 1.234.091    | 880.265         | 446.053         | 3.334.244    |
| <b>1995/96</b> | 558.783       | 140.251       | 1.299.881    | 850.375         | 446.053         | 3.295.343    |
| <b>1996/97</b> | 642.632       | 135.294       | 1.456.421    | 712.518         | 503.099         | 3.449.964    |
| <b>1997/98</b> | 662.588       | 138.968       | 1.725.555    | 741.801         | 657.502         | 3.926.414    |
| <b>1998/99</b> | 569.913       | 126.160       | 1.785.506    | 721.112         | 739.844         | 3.961.751    |
| <b>1999/00</b> | 507.599       | 112.186       | 1.706.651    | 625.871         | 977.948         | 3.930.828    |
| <b>2000/01</b> | 393.744       | 136.269       | 1.830.814    | 603.626         | 727.793         | 3.692.890    |
| <b>2001/02</b> | 436.503       | 117.197       | 2.022.262    | 609.390         | 779.550         | 3.965.363    |

Nota: Los totales pueden no coincidir con la sumas de los distintos tipos de vinos debido a que algunos Consejos Reguladores tienen solamente el dato Total, y no facilitan el desglose por tipos de vino. Además, el vino de aguja no se refleja en el cuadro por ser un valor poco significativo.



**EVOLUCIÓN DEL COMERCIO EXTERIOR  
(Campanas 1990/91 a 2001/02) DE LOS V.C.P.R.D.  
ESPAÑÓLES SEGÚN EL TIPO DE ENVASE:  
EMBOTELLADO Y A GRANEL**

| <b>Campaña</b> | <b>EMBOTELLADO</b> |                  | <b>A GRANEL</b> |                  | <b>COMERCIO EXTERIOR TOTAL</b> |
|----------------|--------------------|------------------|-----------------|------------------|--------------------------------|
|                | <b>HI.</b>         | <b>% s/total</b> | <b>HI.</b>      | <b>% s/total</b> |                                |
| <b>90/91</b>   | 1.713.069          | 62               | 1.063.623       | 38               | <b>2.776.692</b>               |
| <b>91/92</b>   | 1.820.670          | 48               | 1.995.163       | 52               | <b>3.815.833</b>               |
| <b>92/93</b>   | 1.873.144          | 48               | 2.051.447       | 52               | <b>3.924.591</b>               |
| <b>93/94</b>   | 2.029.167          | 62               | 1.237.506       | 38               | <b>3.266.673</b>               |
| <b>94/95</b>   | 2.397.787          | 72               | 936.457         | 28               | <b>3.334.244</b>               |
| <b>95/96</b>   | 2.433.928          | 74               | 861.415         | 26               | <b>3.295.343</b>               |
| <b>96/97</b>   | 2.524.460          | 73               | 925.504         | 27               | <b>3.449.964</b>               |
| <b>97/98</b>   | 2.976.159          | 76               | 950.255         | 24               | <b>3.926.414</b>               |
| <b>98/99</b>   | 3.090.166          | 78               | 871.585         | 22               | <b>3.961.751</b>               |
| <b>99/00</b>   | 3.197.498          | 81               | 733.330         | 19               | <b>3.930.828</b>               |
| <b>00/01</b>   | 3.030.180          | 82               | 662.710         | 18               | <b>3.692.890</b>               |
| <b>01/02</b>   | 3.325.292          | 83               | 667.276         | 17               | <b>3.992.568</b>               |



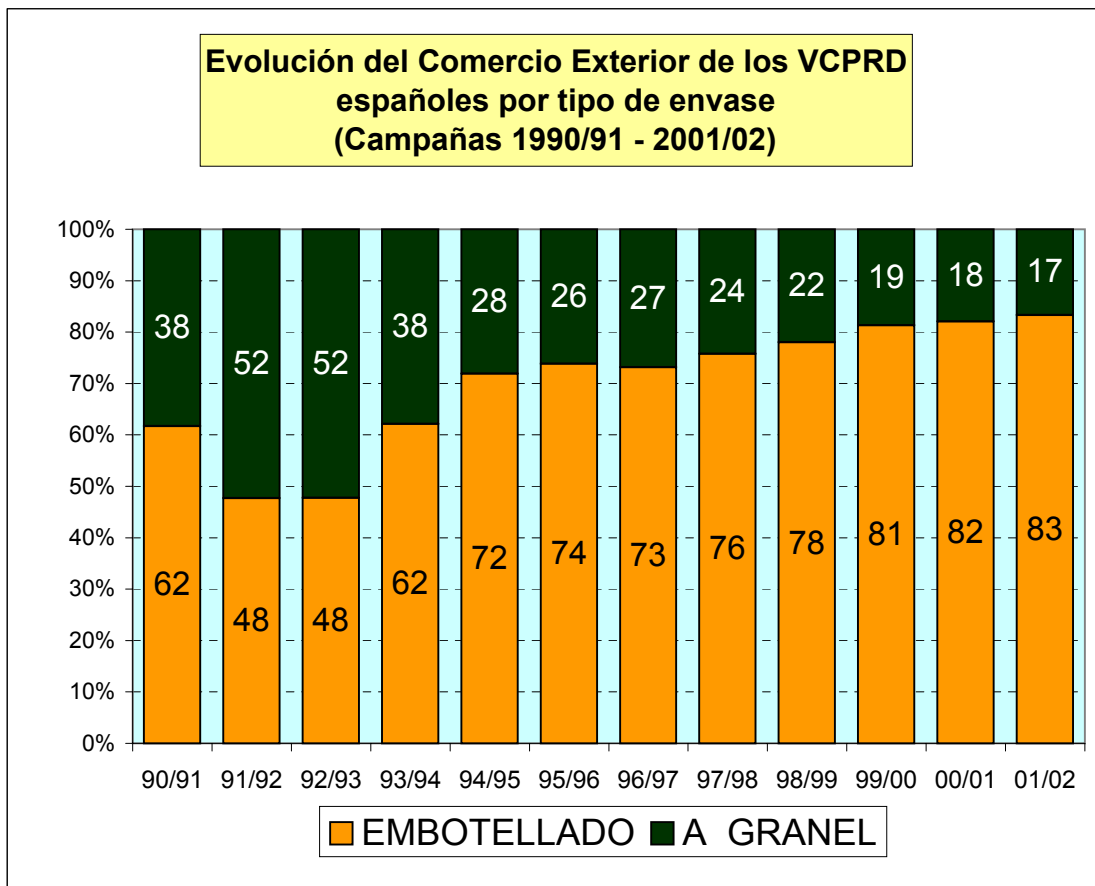
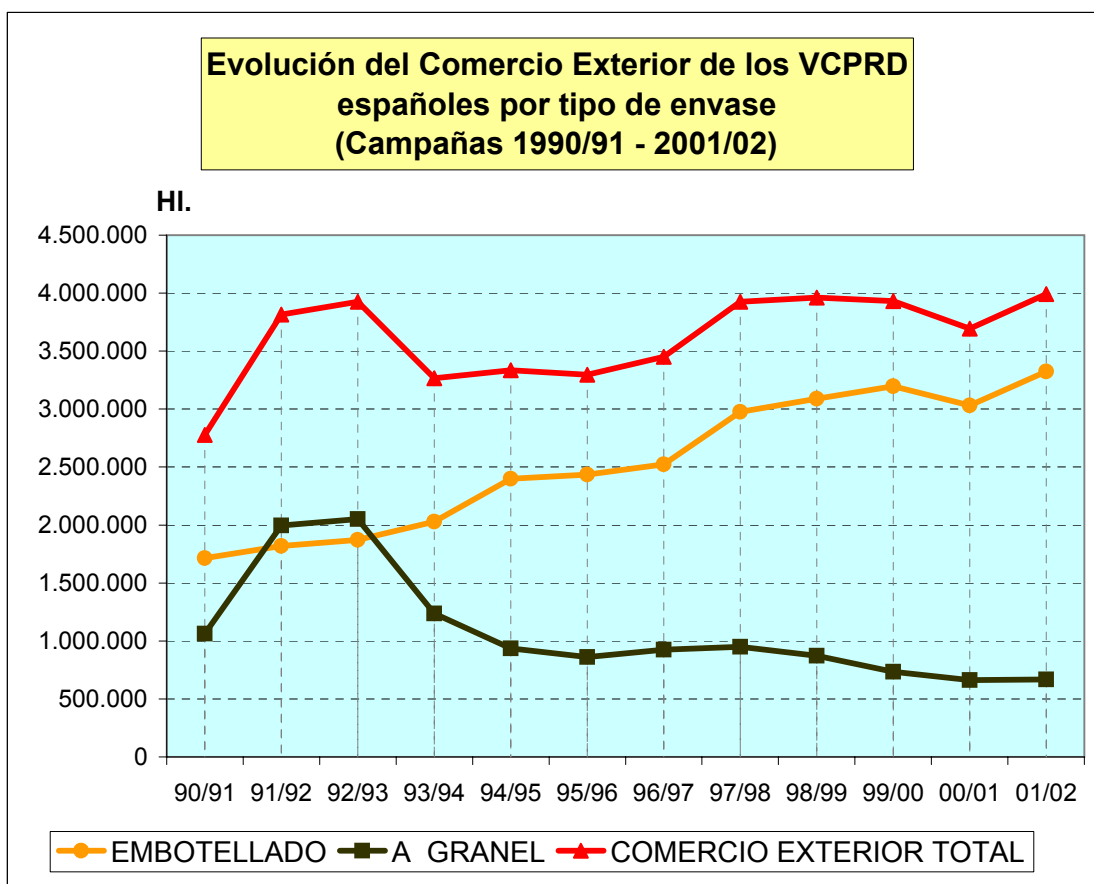



Gráfico VII (b)






## CAMPAÑA VITIVINÍCOLA 2001/2002

### Notas:

- Para la D.O. PENEDÉS, su Consejo Regulador no nos ha facilitado el desglose por tipos de vinos de la comercialización en el mercado interior.
- Para la D.O. RIBEIRO, y respecto al comercio exterior su Consejo Regulador nos ha facilitado los datos del 85% de las bodegas inscritas que son las que han suministrado la información al Consejo Regulador, pero se desconoce el desglose por países.
- Para la D.O. RIBERA DEL DUERO, y respecto al comercio exterior, los datos corresponden a 47 bodegas (de las 147 inscritas) que han suministrado la información al Consejo Regulador.
- Para la D.O. TORO, y respecto al comercio exterior su Consejo Regulador no dispone de datos.



## DISTRIBUCIÓN DE LAS DENOMINACIONES DE ORIGEN DE VINOS POR COMUNIDADES AUTÓNOMAS

|                             |   |  |
|-----------------------------|---|--|
| <b>ANDALUCÍA</b>            | <ul style="list-style-type: none"> <li>* Condado de Huelva</li> <li>* Málaga</li> <li>* Montilla-Moriles</li> </ul>   | <ul style="list-style-type: none"> <li>* Jerez-Xérès-Sherry</li> <li>* Manzanilla Sanlúcar de Barrameda</li> <li>* Sierras de Málaga</li> </ul>                        |
| <b>ARAGÓN</b>               | <ul style="list-style-type: none"> <li>* Calatayud</li> <li>* Cariñena</li> <li>* Somontano</li> </ul>  | <ul style="list-style-type: none"> <li>* Campo de Borja</li> <li>* Cava (1)</li> </ul>   |
| <b>BALEARES</b>             | <ul style="list-style-type: none"> <li>* Binissalem-Mallorca</li> </ul>   | <ul style="list-style-type: none"> <li>* Pla i Llevant</li> </ul>  |
| <b>CANARIAS</b>             | <ul style="list-style-type: none"> <li>* Abona</li> <li>* Lanzarote</li> <li>* Tacoronte-Acentejo</li> <li>* Valle de la Orotava</li> </ul>                             | <ul style="list-style-type: none"> <li>* El Hierro</li> <li>* La Palma</li> <li>* Valle de Güimar</li> <li>* Ycoden-Daute-Isora</li> </ul>                             |
| <b>CASTILLA Y LEÓN</b>      | <ul style="list-style-type: none"> <li>* Bierzo</li> <li>* Ribera del Duero</li> <li>* Toro</li> </ul>  | <ul style="list-style-type: none"> <li>* Cigales</li> <li>* Rueda</li> </ul>   |
| <b>CASTILLA-LA MANCHA</b>   | <ul style="list-style-type: none"> <li>* Almansa</li> <li>* La Mancha</li> <li>* Mondéjar</li> </ul>  | <ul style="list-style-type: none"> <li>* Jumilla (1)</li> <li>* Méntrida</li> <li>* Valdepeñas</li> </ul>  |
| <b>CATALUÑA</b>             | <ul style="list-style-type: none"> <li>* Alella</li> <li>* Cataluña</li> <li>* Conca de Barberá</li> <li>* Penedés</li> <li>* Priorato</li> <li>* Terra Alta</li> </ul> | <ul style="list-style-type: none"> <li>* Ampurdán-Costa Brava</li> <li>* Cava (1)</li> <li>* Costers del Segre</li> <li>* Pla de Bages</li> <li>* Tarragona</li> </ul> |
| <b>EXTREMADURA</b>          | <ul style="list-style-type: none"> <li>* Cava (1)</li> </ul>  | <ul style="list-style-type: none"> <li>* Ribera del Guadiana</li> </ul>  |
| <b>GALICIA</b>              | <ul style="list-style-type: none"> <li>* Monterrei</li> <li>* Ribeira Sacra</li> <li>* Valdeorras</li> </ul>  | <ul style="list-style-type: none"> <li>* Rias Baixas</li> <li>* Ribeiro</li> </ul>   |
| <b>MADRID</b>               | <ul style="list-style-type: none"> <li>* Vinos de Madrid</li> </ul>   |  |
| <b>MURCIA</b>               | <ul style="list-style-type: none"> <li>* Bullas</li> <li>* Yecla</li> </ul>   | <ul style="list-style-type: none"> <li>* Jumilla (1)</li> </ul>  |
| <b>NAVARRA</b>              | <ul style="list-style-type: none"> <li>* Cava (1)</li> <li>* Rioja (1)</li> </ul>   | <ul style="list-style-type: none"> <li>* Navarra</li> </ul>  |
| <b>PAÍS VASCO</b>           | <ul style="list-style-type: none"> <li>* Cava (1)</li> <li>* Chacolí de Getaria</li> </ul>  | <ul style="list-style-type: none"> <li>* Chacolí de Bizkaia</li> <li>* Rioja (1)</li> </ul>  |
| <b>LA RIOJA</b>             | <ul style="list-style-type: none"> <li>* Cava (1)</li> </ul>  | <ul style="list-style-type: none"> <li>* Rioja (1)</li> </ul>  |
| <b>COMUNIDAD VALENCIANA</b> | <ul style="list-style-type: none"> <li>* Alicante</li> <li>* Utiel-Requena</li> </ul>   | <ul style="list-style-type: none"> <li>* Cava (1)</li> <li>* Valencia</li> </ul>   |

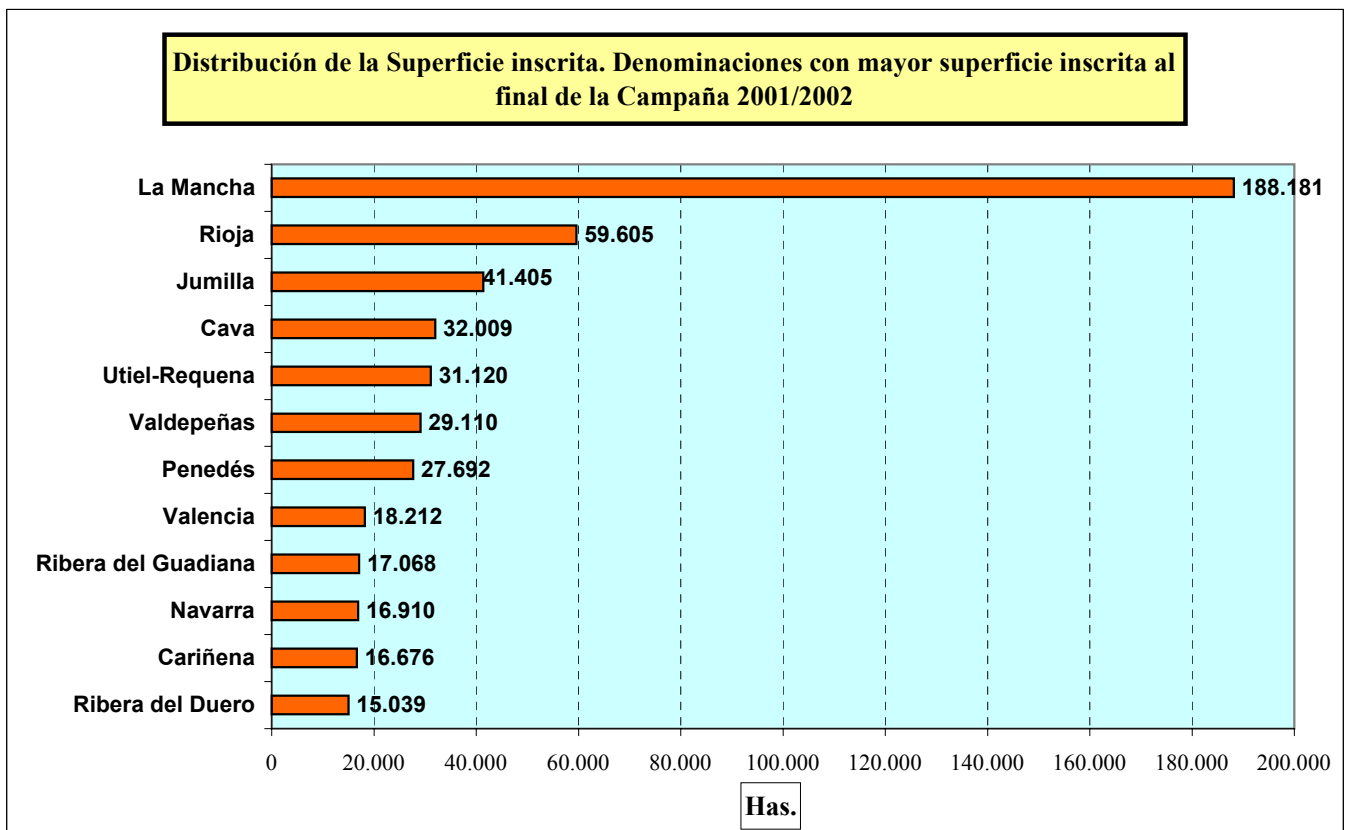
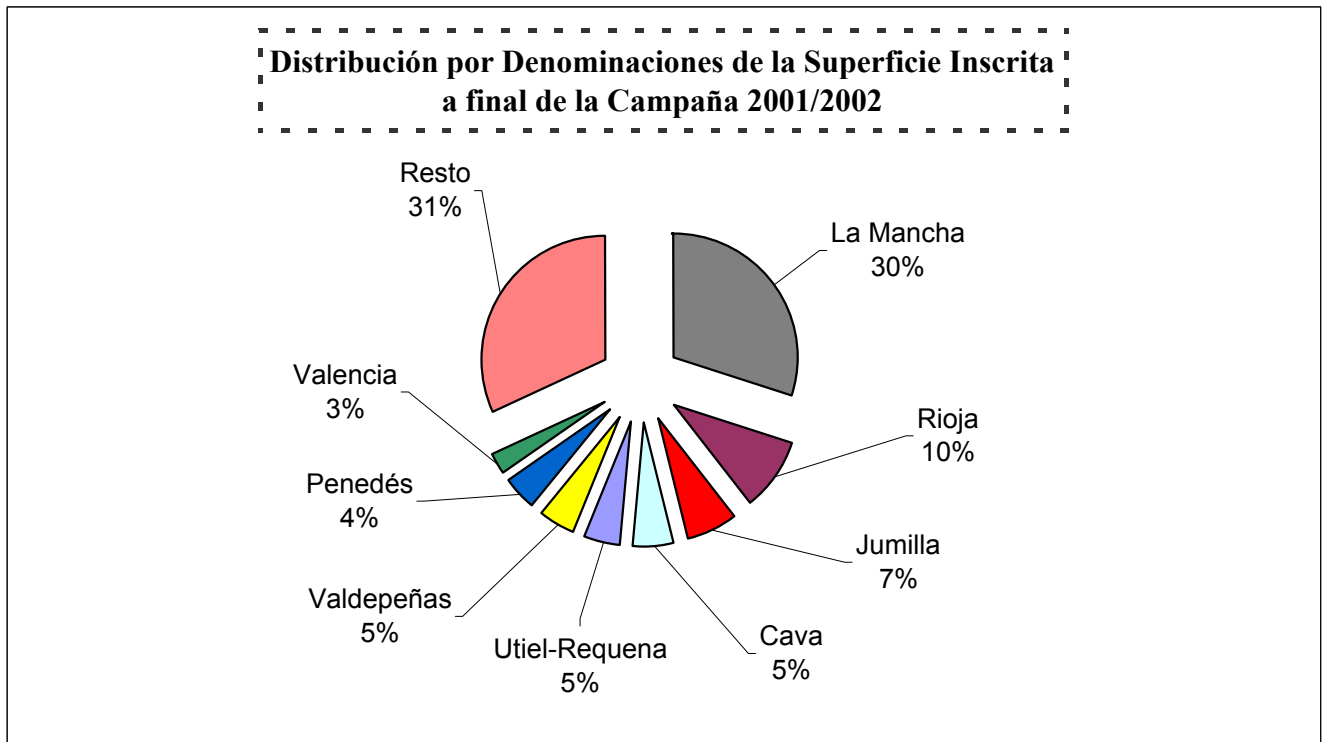
(1) Denominaciones de origen pluricomunitarias

**SUPERFICIE INSCRITA Y NÚMERO DE VITICULTORES DE LA  
VENDIMIA DE 2001 DE LOS V.C.P.R.D. ESPAÑOLES.**

**CAMPAÑA 2001/2002**

| <b>V.C.P.R.D.</b>          | <b>SUPERFICIE INSCRITA A<br/>FINAL DE CAMPAÑA<br/>(Has.)</b> | <b>NÚMERO<br/>DE<br/>VITICULTORES</b> |
|----------------------------|--|---------------------------------------|
| ABONA                      | 1.567  | 1.250                                 |
| ALELLA                     | 560  | 137                                   |
| ALICANTE                   | 14.254   | 3.113                                 |
| ALMANSA                    | 7.600  | 750                                   |
| AMPURDÁN-COSTA BRAVA       | 2.032  | 570                                   |
| BIERZO                     | 4.100  | 5.186                                 |
| BINISALEM-MALLORCA         | 480  | 146                                   |
| BULLAS                     | 2.250  | 570                                   |
| CALATAYUD                  | 6.431  | 2.702                                 |
| CAMPO DE BORJA             | 7.251  | 2.010                                 |
| CARIÑENA                   | 16.676   | 3.974                                 |
| CATALUÑA                   | 8.724  | 2.061                                 |
| CAVA                       | 32.009   | 6.848                                 |
| CHACOLÍ DE BIZKAIA         | 160  | 255                                   |
| CHACOLÍ DE GETARIA         | 177  | 53                                    |
| CIGALES                    | 2.499  | 654                                   |
| CONCA DE BARBERÁ           | 5.950  | 2.250                                 |
| CONDADO DE HUELVA          | 5.730  | 3.100                                 |
| COSTERS DEL SEGRE          | 4.286  | 751                                   |
| EL HIERRO                  | 273  | 465                                   |
| JEREZ Y MANZANILLA S.B.    | 10.359   | 2.821                                 |
| JUMILLA                    | 41.405   | 3.852                                 |
| LA MANCHA                  | 188.181  | 21.214                                |
| LANZAROTE                  | 2.210  | 1.678                                 |
| LA PALMA                   | 962  | 1.329                                 |
| MÁLAGA Y SIERRAS DE MÁLAGA | 1.112  | 326                                   |
| MÉNTRIDA                   | 12.500   | 2.000                                 |
| MONDÉJAR                   | 865  | 403                                   |
| MONTERREI                  | 650  | 550                                   |
| MONTILLA-MORILES           | 9.853  | 4.164                                 |
| NAVARRA                    | 16.910   | 6.403                                 |
| PENEDÉS                    | 27.692   | 5.681                                 |
| PLA DE BAGES               | 550  | 100                                   |
| PLA I LLEVANT              | 261  | 94                                    |
| PRIORATO                   | 1.600  | 600                                   |
| RIAS BAIXAS                | 2.523  | 5.439                                 |
| RIBEIRA SACRA              | 1.188  | 2.808                                 |
| RIBEIRO                    | 2.619  | 5.848                                 |
| RIBERA DEL DUERO           | 15.039   | 7.664                                 |
| RIBERA DEL GUADIANA        | 17.068   | 2.055                                 |
| RIOJA                      | 59.605   | 19.597                                |
| RUEDA                      | 7.245  | 1.300                                 |
| SOMONTANO                  | 3.547  | 496                                   |
| TACORONTE-ACENTEJO         | 1.727  | 2.223                                 |
| TARRAGONA                  | 7.280  | 2.613                                 |
| TERRA ALTA                 | 9.220  | 2.120                                 |
| TORO                       | 4.583  | 1.069                                 |
| UTIEL-REQUENA              | 31.120   | 6.990                                 |
| VALDEORRAS                 | 1.300  | 1.900                                 |
| VALDEPEÑAS                 | 29.110   | 4.046                                 |
| VALENCIA                   | 18.212   | 11.800                                |
| VALLE DE GÜIMAR            | 721  | 925                                   |
| VALLE DE LA OROTAVA        | 679  | 831                                   |
| VINOS DE MADRID            | 10.820   | 3.601                                 |
| YCODEN-DAUTE-ISORA         | 1.200  | 1.028                                 |
| YECLA                      | 4.500  | 560                                   |
| <b>TOTAL (*)</b>           | <b>626.692</b>   | <b>164.064</b>                        |

(\*) En los totales no se han sumado las cifras de Cataluña y Cava, para evitar duplicidades.



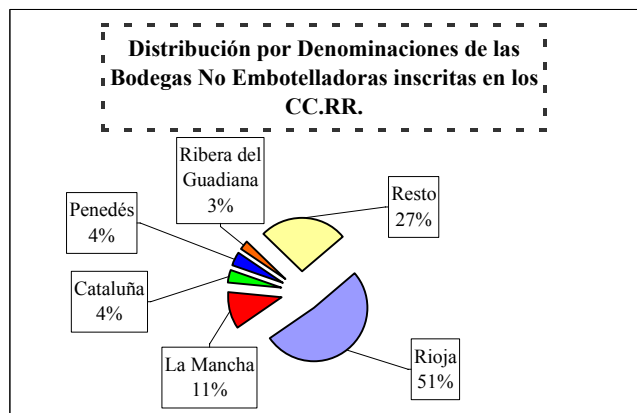
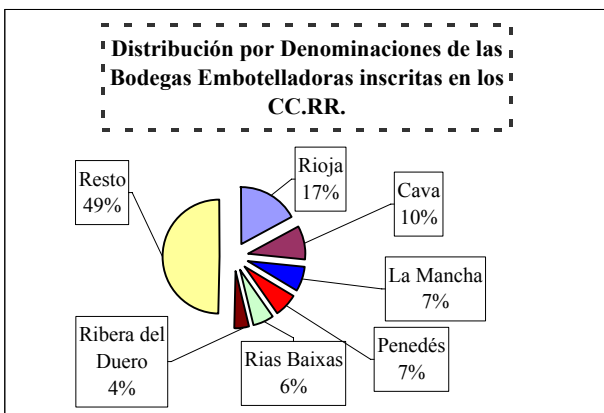
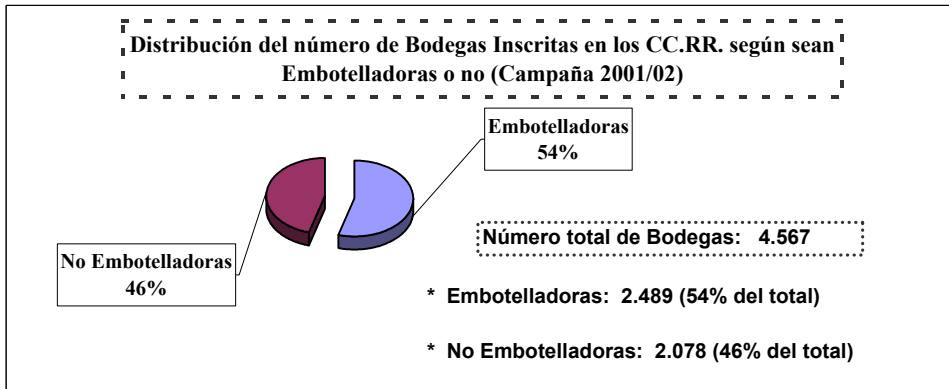
**DATOS REGISTRALES DE LOS V.C.P.R.D. ESPAÑOLES.**  
**NÚMERO DE BODEGAS INSCRITAS**  
**CAMPAÑA 2001/2002**

| <b>V.C.P.R.D.</b>          | <b>NÚMERO DE BODEGAS INSCRITAS A FINAL DE CAMPAÑA</b> |                       |              |
|----------------------------|---|-----------------------|--------------|
|                            | <b>NO EMBOTELLADORAS</b>                              | <b>EMBOTELLADORAS</b> | <b>TOTAL</b> |
| ABONA                      |   | 16                    | 16           |
| ALELLA                     |   | 5                     | 5            |
| ALICANTE                   | 13  | 32                    | 45           |
| ALMANSA                    | 7   | 1                     | 8            |
| AMPURDÁN-COSTA BRAVA       | 9   | 21                    | 30           |
| BIERZO                     | 18  | 26                    | 44           |
| BINISALEM-MALLORCA         |   | 9                     | 9            |
| BULLAS                     |   | 8                     | 8            |
| CALATAYUD                  | 5   | 8                     | 13           |
| CAMPO DE BORJA             |   | 16                    | 16           |
| CARIÑENA                   | 22  | 28                    | 50           |
| CATALUÑA                   | 89  | 91                    | 180          |
| CAVA                       |   | 271 (1)               | 271 (1)      |
| CHACOLÍ DE BIZKAIA         |   | 75                    | 75           |
| CHACOLÍ DE GETARIA         |   | 17                    | 17           |
| CIGALES                    | 4   | 31                    | 35           |
| CONCA DE BARBERÁ           | 3   | 12                    | 15           |
| CONDADO DE HUELVA          | 25  | 14                    | 39           |
| COSTERS DEL SEGRE          | 12  | 12                    | 24           |
| EL HIERRO                  | 3   | 5                     | 8            |
| JEREZ Y MANZANILLA S.B.    | 40  | 64                    | 104          |
| JUMILLA                    | 16  | 27                    | 43           |
| LA MANCHA                  | 241   | 196                   | 437          |
| LANZAROTE                  | 6   | 12                    | 18           |
| LA PALMA                   |   | 19                    | 19           |
| MÁLAGA Y SIERRAS DE MÁLAGA | 4   | 12                    | 16           |
| MÉNTRIDA                   | 20  | 19                    | 39           |
| MONDÉJAR                   |   | 5                     | 5            |
| MONTERREI                  | 1   | 10                    | 11           |
| MONTILLA-MORILES           | 43  | 68                    | 111          |
| NAVARRA                    | 26  | 80                    | 106          |
| PENEDÉS                    | 85  | 189                   | 274          |
| PLA DE BAGES               |   | 7                     | 7            |
| PLA I LLEVANT              | 1   | 8                     | 9            |
| PRIORATO                   | 3   | 40                    | 43           |
| RIAS BAIXAS                |   | 170                   | 170          |
| RIBEIRA SACRA              |   | 81                    | 81           |
| RIBEIRO                    |   | 90                    | 90           |
| RIBERA DEL DUERO           | 31  | 116                   | 147          |
| RIBERA DEL GUADIANA        | 62  | 40                    | 102          |
| RIOJA                      | 1.111   | 491                   | 1.602        |
| RUEDA                      | 6   | 26                    | 32           |
| SOMONTANO                  |   | 13                    | 13           |
| TACORONTE-ACENTEJO         | 4   | 42                    | 46           |
| TARRAGONA                  | 46  | 22                    | 68           |
| TERRA ALTA                 | 17  | 29                    | 46           |
| TORO                       | 7   | 23                    | 30           |
| UTIEL-REQUENA              | 55  | 51                    | 106          |
| VALDEORRAS                 |   | 31                    | 31           |
| VALDEPEÑAS                 | 15  | 37                    | 52           |
| VALENCIA                   | 35  | 45                    | 80           |
| VALLE DE GÚIMAR            | 36  | 16                    | 52           |
| VALLE DE LA OROTAVA        | 30  | 22                    | 52           |
| VINOS DE MADRID            | 13  | 23                    | 36           |
| YCODEN-DAUTE-ISORA         | 2   | 26                    | 28           |
| YECLA                      | 1   | 3                     | 4            |
| <b>TOTAL (*)</b>           | <b>2.078</b>  | <b>2.489</b>          | <b>4.567</b> |

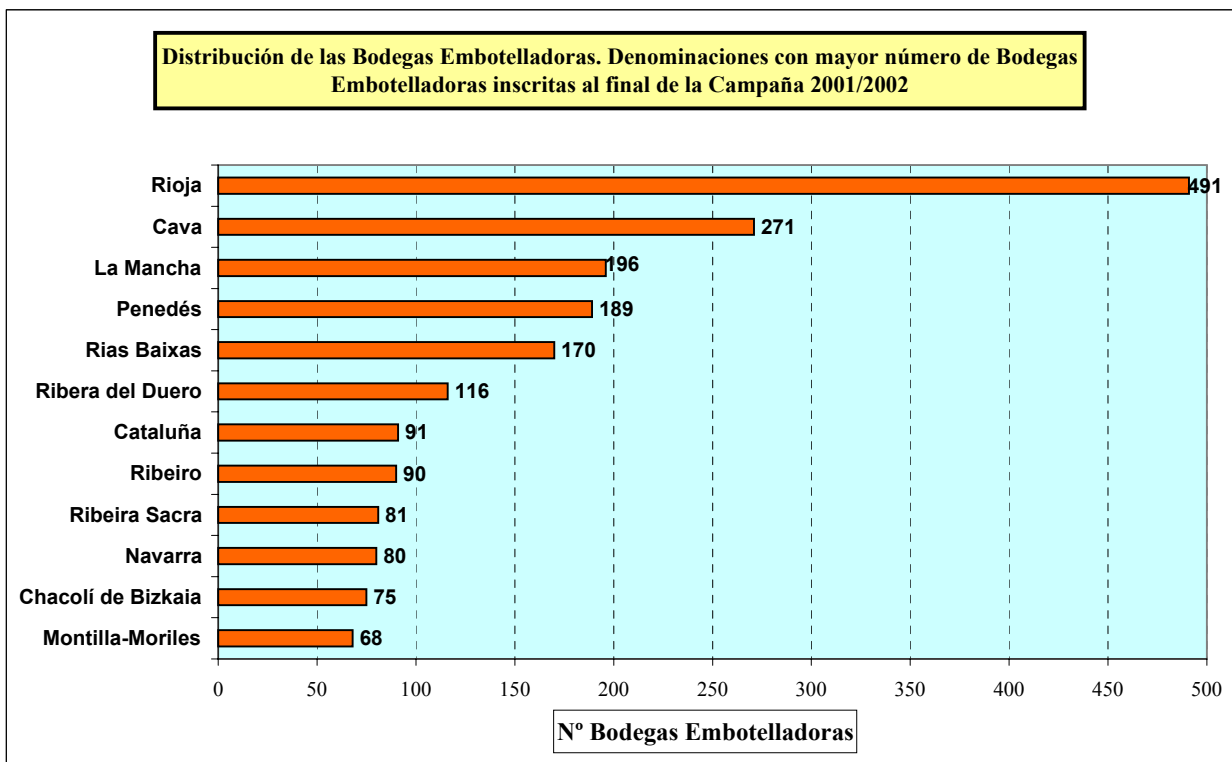
(\*) · En los totales no se han sumado las cifras de Cataluña y Cava, para evitar duplicidades.

(1) · En los registros del C.R. "CAVA" aparecen: 152 elaboradores de vino base y 271 elaboradores de Cava.






**Gráfico X (b)**



## Evolución del Volumen de Vino Calificado (cosechas 1998-2001) de los v.c.p.r.d. españoles. (Hl.)

| V.C.P.R.D.              | 1998              | 1999              | 2000              | 2001              |
|-------------------------|-------------------|-------------------|-------------------|-------------------|
| ABONA                   | 700               | 1.943             | 2.729             | 2.276             |
| ALELLA                  | 8.751             | 8.257             | 3.657             | 7.476             |
| ALICANTE                | 134.851           | 137.935           | 137.676           | 112.463           |
| ALMANSA                 | (*)               | (*)               | 109.500           | 124.216           |
| AMPURDÁN-COSTA BRAVA    | 36.091            | 58.740            | 47.611            | 56.777            |
| BIERZO                  | 18.118            | 34.290            | 47.830            | 38.380            |
| BINISALEM-MALLORCA      | 8.749             | 10.928            | 10.690            | 12.783            |
| BULLAS                  | 8.800             | 12.049            | 15.587            | 19.248            |
| CALATAYUD               | 33.104            | 63.753            | 53.986            | 40.366            |
| CAMPO DE BORJA          | 77.223            | 107.985           | 110.450           | 91.085            |
| CARIÑENA                | 221.582           | 293.760           | 260.091           | 238.441           |
| CATALUÑA                |                   |                   | 371.800           | 338.353           |
| CAVA                    | 1.681.634         | 2.024.046         | 1.821.789         | 1.307.133         |
| CHACOLÍ DE BIZKAIA      | 2.430             | 4.040             | 4.581             | 4.521             |
| CHACOLÍ DE GETARIA      | 6.000             | 7.500             | 8.000             | 7.800             |
| CIGALES                 | 43.500            | 35.004            | 44.730            | 21.904            |
| CONCA DE BARBERÁ        | 51.306            | 27.526            | 78.807            | 51.782            |
| CONDADO DE HUELVA       | 93.751            | 71.309            | 94.056            | 71.341            |
| COSTERS DEL SEGRE       | 69.247            | 46.960            | 131.609           | 82.794            |
| EL HIERRO               | 778               | 2.110             | 1.720             | 1.050             |
| JEREZ Y MANZANILLA S.B. | 773.500           | 787.625           | 677.620           | 760.000           |
| JUMILLA                 | 271.407           | 289.993           | 246.023           | 230.953           |
| LA MANCHA               | 758.415           | 786.496           | 1.030.000         | 787.000           |
| LANZAROTE               | 3.269             | 7.376             | 9.500             | 11.950            |
| LA PALMA                | 2.968             | 5.303             | 5.989             | 2.387             |
| MÁLAGA Y SIERRAS MÁLAGA | 41.440            | 5.550             | 58.030            | 23.010            |
| MÉTRIDA                 | 37.100            | 41.059            | 31.465            | 28.037            |
| MONDÉJAR                | 7.188             | 4.494             | 7.258             | 6.750             |
| MONTERREI               | 1.352             | 3.730             | 2.700             | 3.084             |
| MONTILLA-MORILES        | 291.029           | 424.729           | 344.673           | 307.820           |
| NAVARRA                 | 522.262           | 512.406           | 842.686           | 613.591           |
| PENEDÉS                 | 450.726           | (*)               | 587.935           | 455.172           |
| PLA DE BAGES            | 10.991            | 12.320            | 13.750            | 10.950            |
| PLA I LLEVANT           |                   |                   | 9.556             | 10.429            |
| PRIORATO                | 6.413             | 3.443             | 4.732             | 4.875             |
| RIAS BAIXAS             | 39.521            | 72.463            | 44.094            | 66.988            |
| RIBEIRA SACRA           | 9.786             | 19.781            | 14.957            | 8.997             |
| RIBEIRO                 | 102.708           | (*)               | 100.047           | 76.000            |
| RIBERA DEL DUERO        | 218.186           | 335.651           | 403.107           | 417.470           |
| RIBERA DEL GUADIANA     | 68.393            | 68.194            | 73.500            | 73.641            |
| RIOJA                   | 2.734.692         | 2.153.401         | 3.100.681         | 2.417.253         |
| RUEDA                   | 106.779           | 117.395           | 147.773           | 175.465           |
| SOMONTANO               | 71.120            | 69.619            | 102.989           | 84.474            |
| TACORONTE-ACENTEJO      | 6.897             | 14.000            | 13.833            | 8.767             |
| TARRAGONA               | 501.658           | 497.030           | 453.447           | 316.543           |
| TERRA ALTA              | 295.954           | 298.575           | 301.196           | 310.984           |
| TORO                    | 22.445            | 29.372            | 30.402            | 21.676            |
| UTIEL-REQUENA           | 484.656           | 415.719           | 441.397           | 383.838           |
| VALDEORRAS              | 26.800            | 29.036            | 28.367            | 30.567            |
| VALDEPEÑAS              | 560.944           | 625.934           | 762.607           | 683.773           |
| VALENCIA                | 614.299           | 532.325           | 525.325           | 652.163           |
| VALLE DE GÚIMAR         | 950               | 2.400             | 1.786             | 2.090             |
| VALLE DE LA OROTAVA     | 2.279             | 5.092             | 4.632             | 4.186             |
| VINOS DE MADRID         | 44.379            | 26.460            | 26.460            | 16.014            |
| YCODEN-DAUTE-ISORA      | 3.900             | 6.460             | 8.352             | 5.798             |
| YECLA                   | 17.910            | 24.985            | 17.200            | 13.507            |
| <b>TOTAL</b>            | <b>11.608.931</b> | <b>11.176.551</b> | <b>13.830.968</b> | <b>11.656.391</b> |

(\*) · Sin datos del Consejo Regulador



## DISTRIBUCIÓN DE LA COMERCIALIZACIÓN DE LOS V.C.P.R.D. ESPAÑOLES

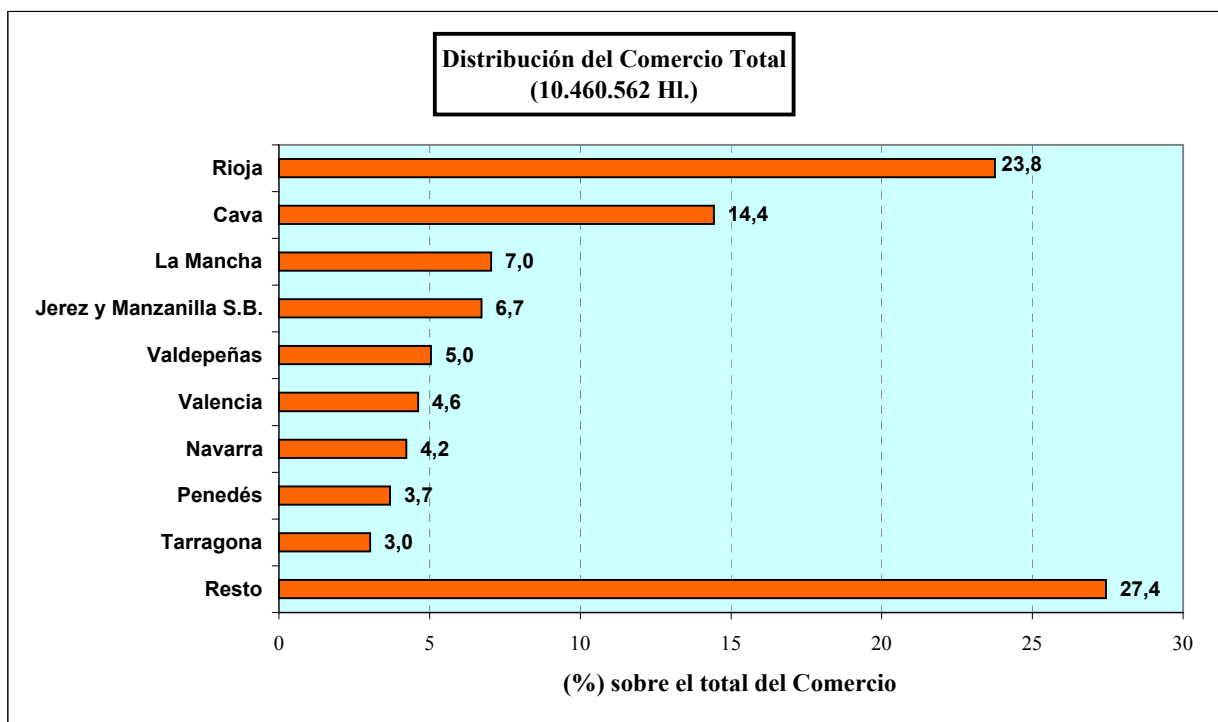
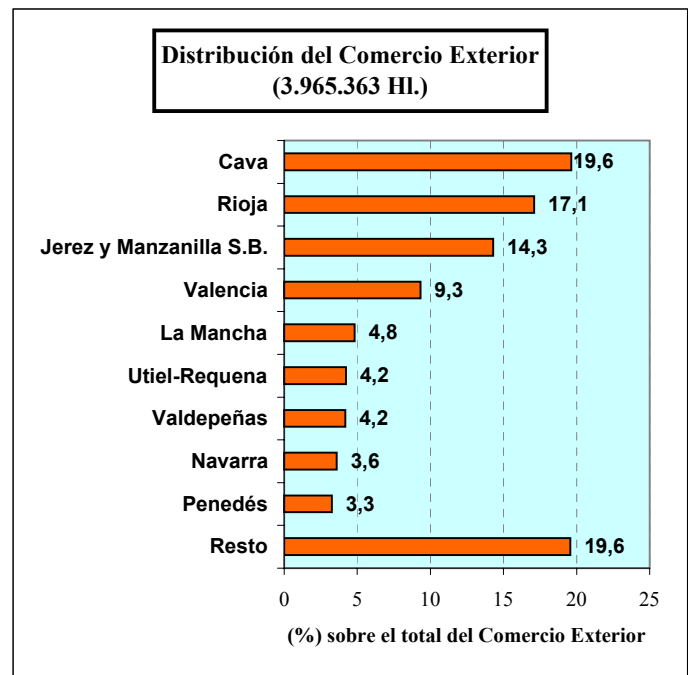
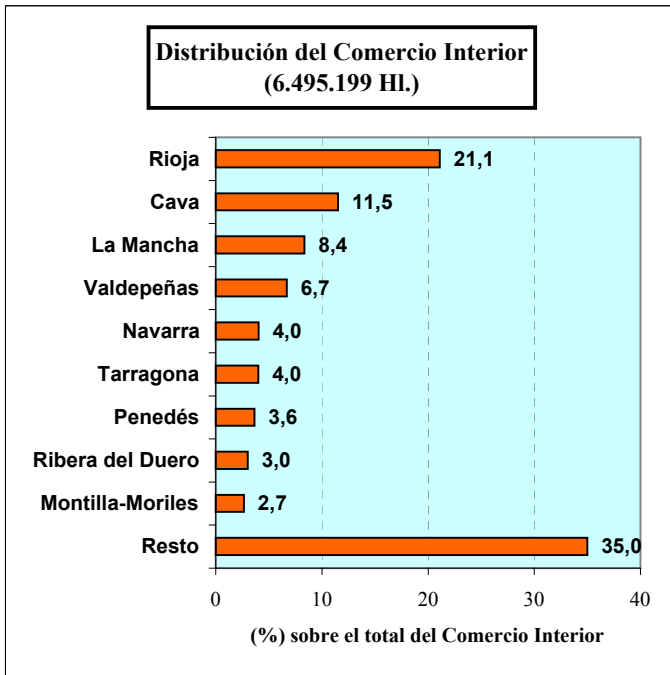
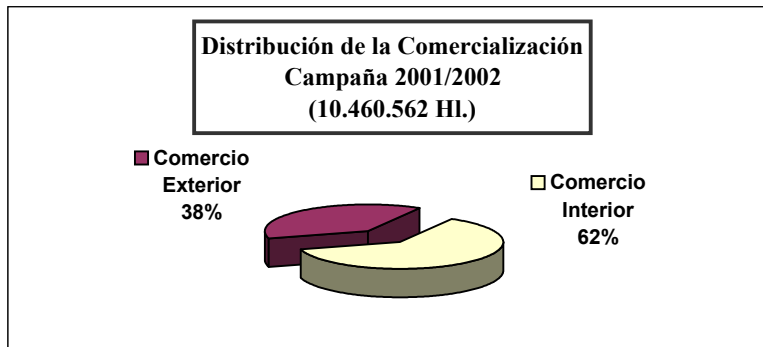
## CAMPAÑA 2001/2002

| V.C.P.R.D.              | COMERCIO INTERIOR |           | COMERCIO EXTERIOR |           | COMERCIO TOTAL (Hl.) |
|-------------------------|-------------------|-----------|-------------------|-----------|----------------------|
|                         | Hl.               | % s/total | Hl.               | % s/total |                      |
| ABONA                   | 2.276             | 100       |                   |           | 2.276                |
| ALELLA                  | 5.710             | 93        | 399               | 7         | 6.109                |
| ALICANTE                | 53.997            | 58        | 39.423            | 42        | 93.420               |
| ALMANSA                 | 63.800            | 50        | 64.828            | 50        | 128.628              |
| AMPURDÁN-COSTA BRAVA    | 46.795            | 96        | 1.997             | 4         | 48.792               |
| BIERZO                  | 37.631            | 98        | 751               | 2         | 38.382               |
| BINISALEM-MALLORCA      | 10.158            | 96        | 374               | 4         | 10.532               |
| BULLAS                  | 3.321             | 56        | 2.662             | 44        | 5.983                |
| CALATAYUD               | 38.732            | 56        | 29.862            | 44        | 68.594               |
| CAMPO DE BORJA          | 14.557            | 32        | 30.819            | 68        | 45.376               |
| CARIÑENA                | 107.999           | 48        | 117.192           | 52        | 225.191              |
| CATALUÑA                | 120.330           | 49        | 122.895           | 51        | 243.225              |
| CAVA                    | 730.260           | 48        | 778.871           | 52        | 1.509.131            |
| CHACOLÍ DE BIZKAIA      | 3.847             | 100       |                   |           | 3.847                |
| CHACOLÍ DE GETARIA      | 7.900             | 97        | 249               | 3         | 8.149                |
| CIGALES                 | 25.520            | 93        | 2.000             | 7         | 27.520               |
| CONCA DE BARBERÁ        | 22.984            | 55        | 18.528            | 45        | 41.512               |
| CONDADO DE HUELVA       | 88.008            | 90        | 10.005            | 10        | 98.013               |
| COSTERS DEL SEGRE       | 63.168            | 81        | 15.202            | 19        | 78.370               |
| EL HIERRO               | 1.469             | 100       |                   |           | 1.469                |
| JEREZ Y MANZANILLA S.B. | 136.629           | 19        | 567.029           | 81        | 703.658              |
| JUMILLA                 | 69.553            | 47        | 79.917            | 53        | 149.470              |
| LA MANCHA               | 546.252           | 74        | 190.729           | 26        | 736.981              |
| LANZAROTE               | 14.240            | 98        | 276               | 2         | 14.516               |
| LA PALMA                | 2.387             | 100       |                   |           | 2.387                |
| MÁLAGA Y SIERR.MÁLAGA   | 18.322            | 65        | 9.866             | 35        | 28.188               |
| MÉNTRIDA                | 26.136            | 98        | 525               | 2         | 26.661               |
| MONDÉJAR                | 2.143             | 99        | 15                | 1         | 2.158                |
| MONTERREI               | 2.872             | 93        | 212               | 7         | 3.084                |
| MONTILLA-MORILES        | 168.416           | 75        | 55.965            | 25        | 224.381              |
| NAVARRA                 | 299.758           | 68        | 142.042           | 32        | 441.800              |
| PENEDÉS                 | 256.218           | 66        | 129.770           | 34        | 385.988              |
| PLA DE BAGES            | 9.300             | 85        | 1.589             | 15        | 10.889               |
| PLA I LLEVANT           | 4.672             | 97        | 125               | 3         | 4.797                |
| PRIORATO                | 5.087             | 50        | 5.048             | 50        | 10.135               |
| RIAS BAIXAS             | 72.207            | 91        | 7.438             | 9         | 79.645               |
| RIBEIRA SACRA           | 8.737             | 97        | 261               | 3         | 8.998                |
| RIBEIRO (1)             | 65.100            | 97        | 1.906             | 3         | 67.006               |
| RIBERA DEL DUERO (2)    | 207.736           | 94        | 12.570            | 6         | 220.306              |
| RIBERA DEL GUADIANA     | 8.196             | 38        | 13.267            | 62        | 21.463               |
| RIOJA                   | 1.807.269         | 73        | 677.990           | 27        | 2.485.259            |
| RUEDA                   | 129.712           | 83        | 25.984            | 17        | 155.696              |
| SOMONTANO               | 63.500            | 78        | 18.368            | 22        | 81.868               |
| TACORONTE-ACENTEJO      | 7.142             | 99        | 94                | 1         | 7.236                |
| TARRAGONA               | 282.960           | 89        | 33.360            | 11        | 316.320              |
| TERRA ALTA              | 146.740           | 85        | 26.771            | 15        | 173.511              |
| TORO (3)                | 31.191            | 100       | -                 | -         | 31.191               |
| UTIEL-REQUENA           | 101.701           | 38        | 167.488           | 62        | 269.189              |
| VALDEORRAS              | 30.567            | 99        | 275               | 1         | 30.842               |
| VALDEPEÑAS              | 362.015           | 69        | 165.645           | 31        | 527.660              |
| VALENCIA                | 113.077           | 23        | 369.994           | 77        | 483.071              |
| VALE DE GÜIMAR          | 2.090             | 100       |                   |           | 2.090                |
| VALE DE LA OROTAVA      | 4.185             | 100       |                   |           | 4.185                |
| VINOS DE MADRID         | 27.203            | 88        | 3.669             | 12        | 30.872               |
| YCODEN-DAUTE-ISORA      | 5.798             | 99        | 39                | 1         | 5.837                |
| YECLA                   | 7.626             | 27        | 21.079            | 73        | 28.705               |
| <b>TOTAL</b>            | <b>6.495.199</b>  | <b>62</b> | <b>3.965.363</b>  | <b>38</b> | <b>10.460.562</b>    |

(1) En la D.O. Ribeiro, los datos de las exportaciones corresponden al 85% de las bodegas.

(2) En la D.O. Ribera del Duero, los datos de las exportaciones corresponden a 47 bodegas (de las 147 inscritas) que enviaron la información al Consejo Regulador.

(3) El Consejo Regulador de la D.O. Toro no dispone de datos sobre el comercio exterior.



**COMERCIO (HI.) DE LOS V.C.P.R.D. ESPAÑOLES.  
DISTRIBUCIÓN POR TIPOS DE VINO.  
CAMPAÑA 2001/2002**

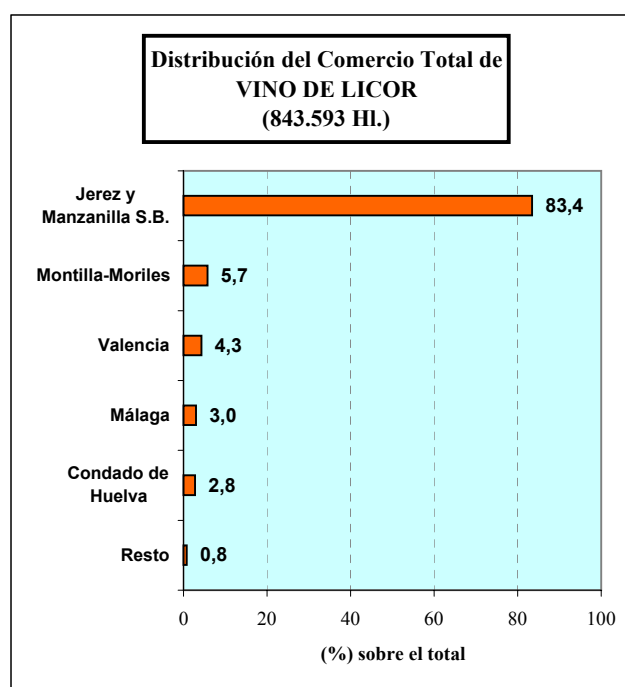
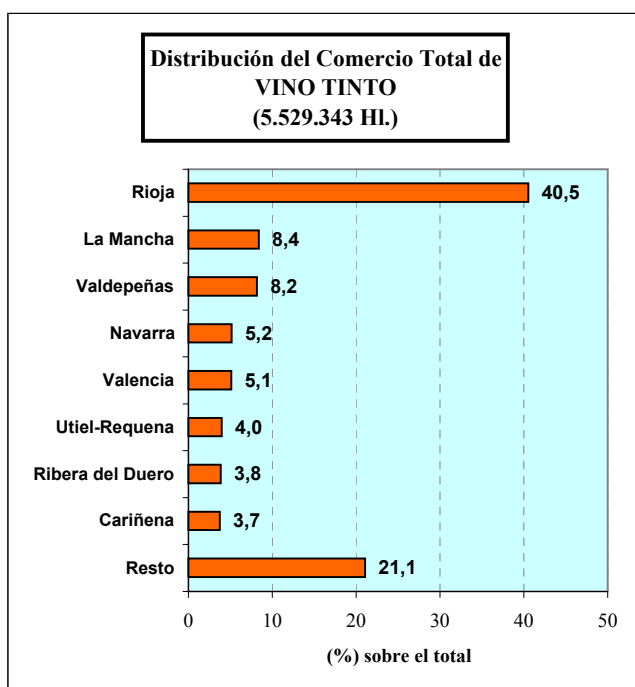
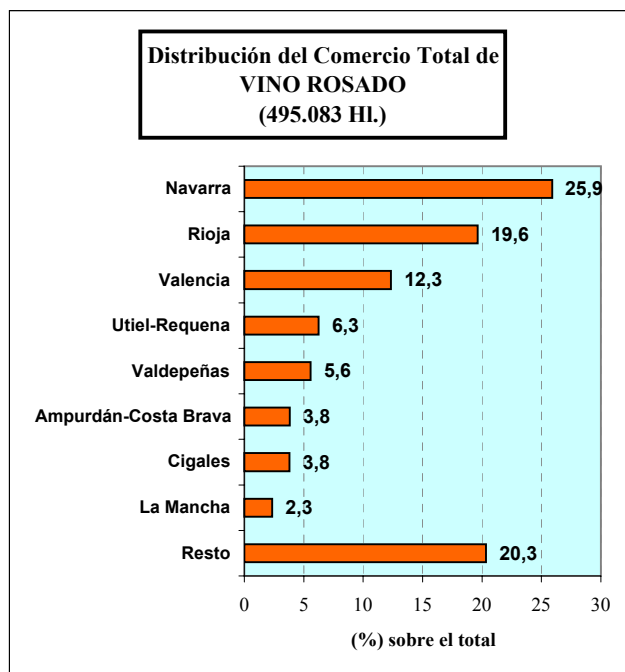
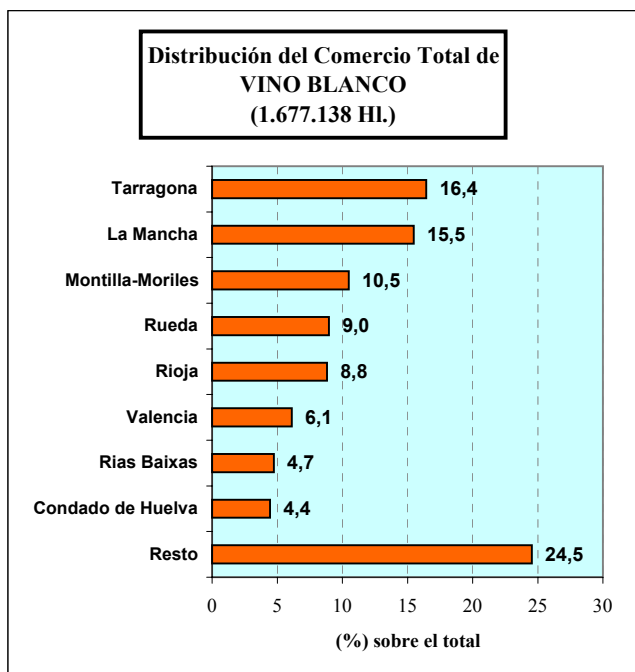
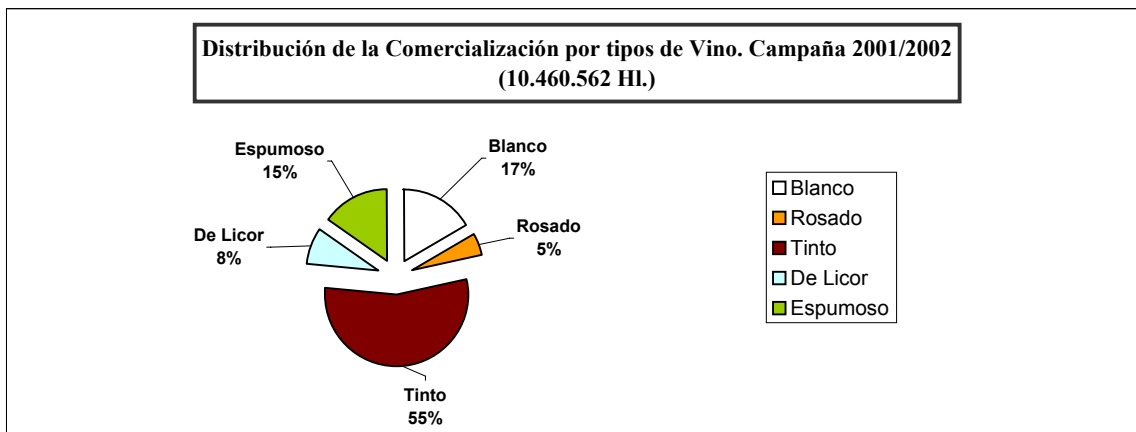
| <b>V.C.P.R.D.</b>       | <b>TIPOS DE VINOS</b> |                |                  |                 |                  |                 | <b>TOTAL</b>      |
|-------------------------|-----------------------|----------------|------------------|-----------------|------------------|-----------------|-------------------|
|                         | <b>BLANCO</b>         | <b>ROSADO</b>  | <b>TINTO</b>     | <b>DE LICOR</b> | <b>ESPUMOSO</b>  | <b>DE AGUJA</b> |                   |
| ABONA                   | 1.774                 | 200            | 302              |                 |                  |                 | 2.276             |
| ALELLA                  | 5.254                 | 412            | 443              |                 |                  |                 | 6.109             |
| ALICANTE                | 8.633                 | 7.895          | 74.132           | 2.760           |                  |                 | 93.420            |
| ALMANSA                 |                       |                | 128.628          |                 |                  |                 | 128.628           |
| AMPURDÁN-COSTA BRAVA    | 12.756                | 18.982         | 17.054           |                 |                  |                 | 48.792            |
| BIERZO                  | 4.641                 | 3.410          | 30.331           |                 |                  |                 | 38.382            |
| BINISALEM-MALLORCA      | 2.073                 | 1.153          | 7.277            |                 | 29               |                 | 10.532            |
| BULLAS                  | 707                   | 2.198          | 3.078            |                 |                  |                 | 5.983             |
| CALATAYUD               | 4.801                 | 5.521          | 58.272           |                 |                  |                 | 68.594            |
| CAMPO DE BORJA          | 2.129                 | 2.568          | 40.675           | 4               |                  |                 | 45.376            |
| CARIÑENA                | 10.350                | 8.606          | 206.040          | 195             |                  |                 | 225.191           |
| CATALUÑA                | 50.007                | 6.942          | 186.268          | 8               |                  |                 | 243.225           |
| CAVA                    |                       |                |                  |                 | 1.509.131        |                 | 1.509.131         |
| CHACOLÍ DE BIZKAIA      | 3.076                 | 481            | 290              |                 |                  |                 | 3.847             |
| CHACOLÍ DE GETARIA      | 8.149                 |                |                  |                 |                  |                 | 8.149             |
| CIGALES                 |                       | 18.748         | 8.772            |                 |                  |                 | 27.520            |
| CONCA DE BARBERÁ        | 21.240                | 3.330          | 16.942           |                 |                  |                 | 41.512            |
| CONDADO DE HUELVA       | 74.498                |                |                  | 23.515          |                  |                 | 98.013            |
| COSTERS DEL SEGRE       | 13.585                | 1.817          | 54.062           |                 | 8.906            |                 | 78.370            |
| EL HIERRO               | 868                   | 211            | 350              | 40              |                  |                 | 1.469             |
| JEREZ Y MANZANILLA S.B. |                       |                |                  | 703.658         |                  |                 | 703.658           |
| JUMILLA                 | 4.217                 | 8.073          | 137.180          |                 |                  |                 | 149.470           |
| LA MANCHA               | 259.531               | 11.564         | 464.676          |                 | 1.210            |                 | 736.981           |
| LANZAROTE               | 10.298                | 1.021          | 2.715            | 482             |                  |                 | 14.516            |
| LA PALMA                | 1.127                 | 56             | 1.127            | 77              |                  |                 | 2.387             |
| MÁLAGA Y SIERR.MÁLAGA   | 3.017                 |                |                  | 25.171          |                  |                 | 28.188            |
| MÉNTRIDA                |                       | 6.878          | 19.783           |                 |                  |                 | 26.661            |
| MONDÉJAR                | 219                   | 412            | 1.527            |                 |                  |                 | 2.158             |
| MONTERREI               | 1.638                 |                | 1.446            |                 |                  |                 | 3.084             |
| MONTILLA-MORILES        | 176.019               |                |                  | 48.362          |                  |                 | 224.381           |
| NAVARRA                 | 26.789                | 128.316        | 285.828          | 867             |                  |                 | 441.800           |
| PENEDÉS (1)             | -                     | -              | -                |                 |                  | -               | 385.988           |
| PLA DE BAGES            | 2.089                 | 1.259          | 7.541            |                 |                  |                 | 10.889            |
| PLA I LLEVANT           | 2.369                 | 1.090          | 1.338            |                 |                  |                 | 4.797             |
| PRIORATO                | 531                   | 11             | 9.590            | 3               |                  |                 | 10.135            |
| RIAS BAIXAS             | 79.550                |                | 95               |                 |                  |                 | 79.645            |
| RIBEIRA SACRA           | 869                   |                | 8.129            |                 |                  |                 | 8.998             |
| RIBEIRO (2)             | 57.652                |                | 9.354            |                 |                  |                 | 67.006            |
| RIBERA DEL DUERO (3)    |                       | 8.103          | 212.203          |                 |                  |                 | 220.306           |
| RIBERA DEL GUADIANA     | 5.261                 | 726            | 15.476           |                 |                  |                 | 21.463            |
| RIOJA                   | 147.730               | 97.203         | 2.240.326        |                 |                  |                 | 2.485.259         |
| RUEDA                   | 150.291               | 478            | 3.809            | 60              | 1.058            |                 | 155.696           |
| SOMONTANO               | 17.092                | 10.804         | 53.972           |                 |                  |                 | 81.868            |
| TACORONTE-ACENTEJO      | 717                   | 202            | 6.295            | 22              |                  |                 | 7.236             |
| TARRAGONA               | 275.487               | 5.460          | 33.566           | 1.807           |                  |                 | 316.320           |
| TERRA ALTA              | 42.460                | 2.789          | 128.082          | 180             |                  |                 | 173.511           |
| TORO (4)                | 1.473                 | 2.498          | 27.220           |                 |                  |                 | 31.191            |
| UTIEL-REQUENA           | 10.948                | 30.959         | 220.253          |                 | 7.029            |                 | 269.189           |
| VALDEORRAS              | 12.031                |                | 18.811           |                 |                  |                 | 30.842            |
| VALDEPEÑAS              | 48.232                | 27.633         | 451.795          |                 |                  |                 | 527.660           |
| VALENCIA                | 102.559               | 61.027         | 283.103          | 36.382          |                  |                 | 483.071           |
| VALLE DE GÜIMAR         | 1.146                 | 87             | 553              |                 | 304              |                 | 2.090             |
| VALLE DE LA OROTAVA     | 1.231                 | 301            | 2.653            |                 |                  |                 | 4.185             |
| VINOS DE MADRID         | 5.540                 | 3.252          | 20.330           |                 | 1.750            |                 | 30.872            |
| YCODEN-DAUTE-ISORA      | 3.625                 | 688            | 1.524            |                 |                  |                 | 5.837             |
| YECLA                   | 859                   | 1.719          | 26.127           |                 |                  |                 | 28.705            |
| <b>TOTAL</b>            | <b>1.677.138</b>      | <b>495.083</b> | <b>5.529.343</b> | <b>843.593</b>  | <b>1.529.417</b> |                 | <b>10.460.562</b> |

(1) El Consejo Regulador de la D.O. Penedés, no dispone del desglose por tipos de vino del Comercio Interior

(2) En la D.O. Ribeiro, los datos de las exportaciones corresponden al 85% de las bodegas.

(3) En la D.O. Ribera del Duero, los datos de las exportaciones corresponden a 47 bodegas (de las 147 inscritas) que enviaron la información al Consejo Regulador.

(4) En la D.O. Toro solo se refleja el comercio interior.

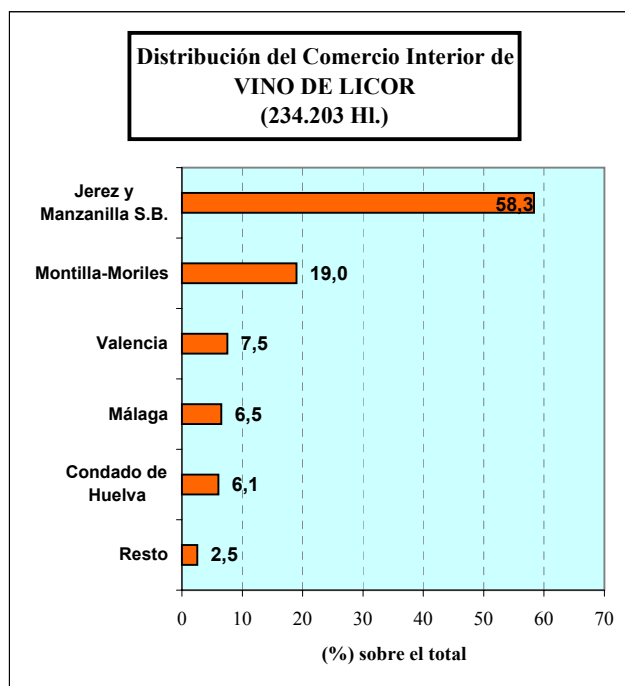
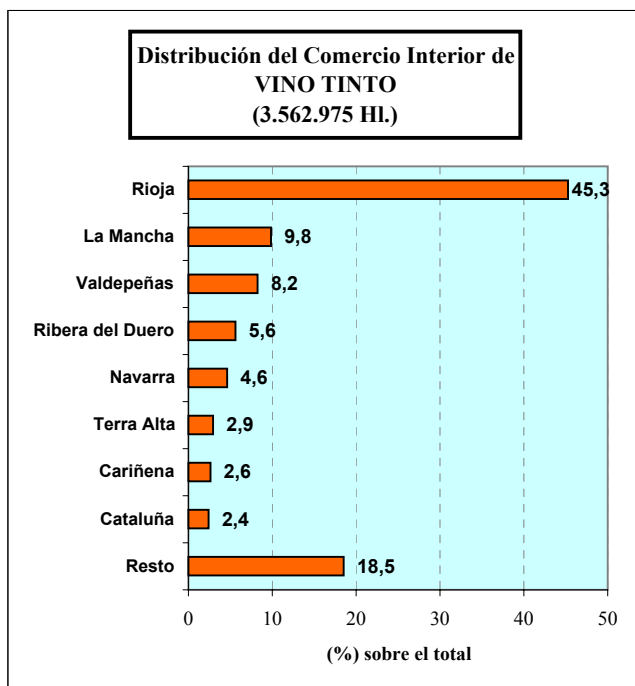
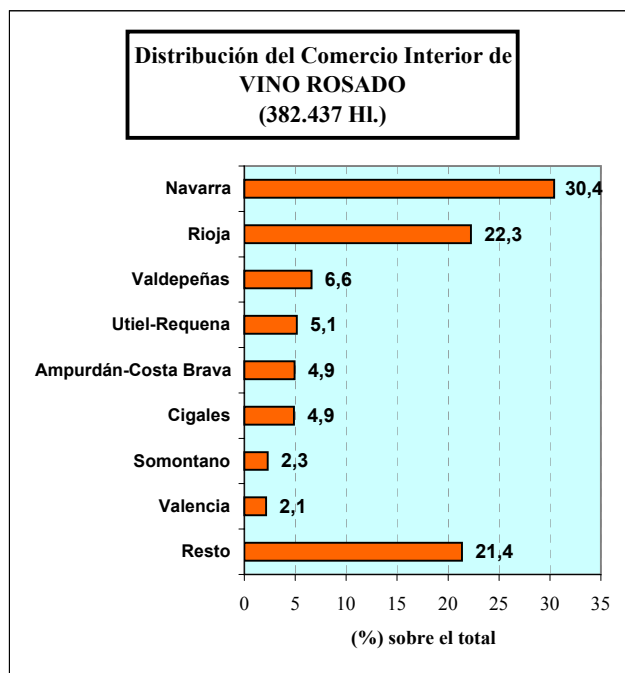
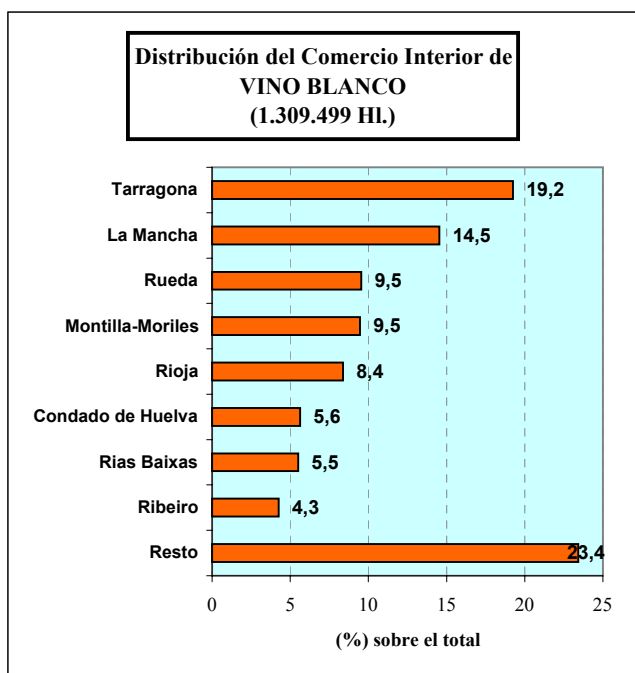
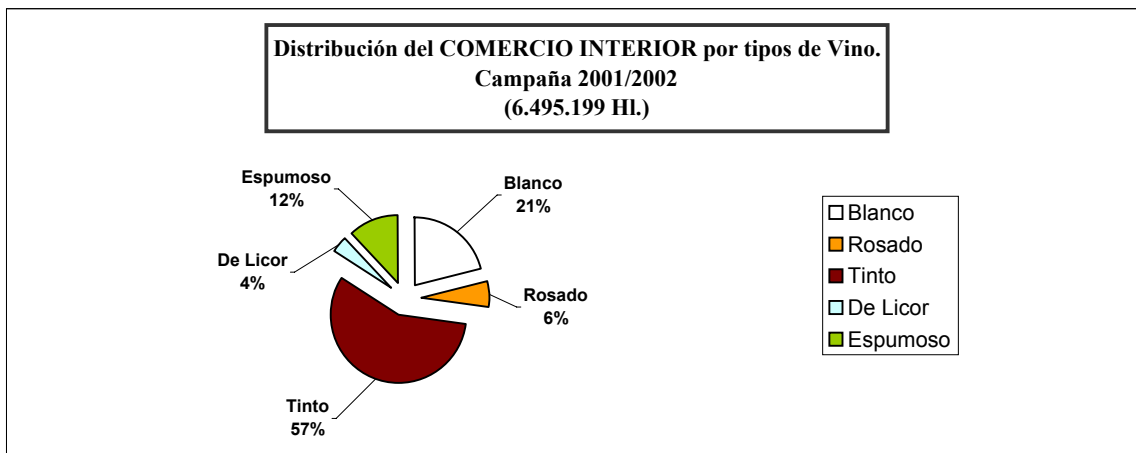


**COMERCIO INTERIOR (HL.) DE LOS V.C.P.R.D. ESPAÑOLES.  
DISTRIBUCIÓN POR TIPOS DE VINO.  
CAMPAÑA 2001/2002**

| V.C.P.R.D.              | TIPOS DE VINOS   |                |                  |                |                |          | TOTAL            |
|-------------------------|------------------|----------------|------------------|----------------|----------------|----------|------------------|
|                         | BLANCO           | ROSADO         | TINTO            | DE LICOR       | ESPUMOSO       | DE AGUJA |                  |
| ABONA                   | 1.774            | 200            | 302              |                |                |          | 2.276            |
| ALELLA                  | 4.899            | 395            | 416              |                |                |          | 5.710            |
| ALICANTE                | 8.100            | 6.480          | 36.718           | 2.699          |                |          | 53.997           |
| ALMANSA                 |                  |                | 63.800           |                |                |          | 63.800           |
| AMPURDÁN-COSTA BRAVA    | 12.570           | 18.824         | 15.401           |                |                |          | 46.795           |
| BIERZO                  | 4.516            | 3.387          | 29.728           |                |                |          | 37.631           |
| BINISALEM-MALLORCA      | 2.053            | 1.070          | 7.006            |                | 29             |          | 10.158           |
| BULLAS                  | 549              | 767            | 2.005            |                |                |          | 3.321            |
| CALATAYUD               | 3.700            | 4.129          | 30.903           |                |                |          | 38.732           |
| CAMPO DE BORJA          | 956              | 1.118          | 12.483           |                |                |          | 14.557           |
| CARIÑENA                | 7.545            | 6.579          | 93.748           | 127            |                |          | 107.999          |
| CATALUÑA                | 28.843           | 5.595          | 85.884           | 8              |                |          | 120.330          |
| CAVA                    |                  |                |                  |                | 730.260        |          | 730.260          |
| CHACOLÍ DE BIZKAIA      | 3.076            | 481            | 290              |                |                |          | 3.847            |
| CHACOLÍ DE GETARIA      | 7.900            |                |                  |                |                |          | 7.900            |
| CIGALES                 |                  | 18.654         | 6.866            |                |                |          | 25.520           |
| CONCA DE BARBERÁ        | 7.097            | 3.281          | 12.606           |                |                |          | 22.984           |
| CONDADO DE HUELVA       | 73.820           |                |                  | 14.188         |                |          | 88.008           |
| COSTERS DEL SEGRE       | 10.409           | 1.452          | 42.401           |                | 8.906          |          | 63.168           |
| EL HIERRO               | 868              | 211            | 350              | 40             |                |          | 1.469            |
| JEREZ Y MANZANILLA S.B. |                  |                |                  | 136.629        |                |          | 136.629          |
| JUMILLA                 | 3.451            | 6.610          | 59.492           |                |                |          | 69.553           |
| LA MANCHA               | 190.432          | 4.180          | 350.430          |                | 1.210          |          | 546.252          |
| LANZAROTE               | 10.037           | 1.017          | 2.704            | 482            |                |          | 14.240           |
| LA PALMA                | 1.127            | 56             | 1.127            | 77             |                |          | 2.387            |
| MÁLAGA Y SIERR.MÁLAGA   | 3.017            |                |                  | 15.305         |                |          | 18.322           |
| MÉNTRIDA                |                  | 6.878          | 19.258           |                |                |          | 26.136           |
| MONDÉJAR                | 216              | 408            | 1.519            |                |                |          | 2.143            |
| MONTERREI               | 1.498            |                | 1.374            |                |                |          | 2.872            |
| MONTILLA-MORILES        | 123.934          |                |                  | 44.482         |                |          | 168.416          |
| NAVARRA                 | 18.507           | 116.346        | 164.100          | 805            |                |          | 299.758          |
| PENEDÉS (1)             | -                | -              | -                |                |                | -        | 256.218          |
| PLA DE BAGES            | 1.650            | 1.100          | 6.550            |                |                |          | 9.300            |
| PLA I LLEVANT           | 2.349            | 1.085          | 1.238            |                |                |          | 4.672            |
| PRIORATO                | 324              | 11             | 4.749            | 3              |                |          | 5.087            |
| RIAS BAIXAS             | 72.112           |                | 95               |                |                |          | 72.207           |
| RIBEIRA SACRA           | 805              |                | 7.932            |                |                |          | 8.737            |
| RIBEIRO                 | 55.900           |                | 9.200            |                |                |          | 65.100           |
| RIBERA DEL DUERO        |                  | 8.102          | 199.634          |                |                |          | 207.736          |
| RIBERA DEL GUADIANA     | 3.028            | 248            | 4.920            |                |                |          | 8.196            |
| RIOJA                   | 109.734          | 85.095         | 1.612.440        |                |                |          | 1.807.269        |
| RUEDA                   | 124.908          | 478            | 3.208            | 60             | 1.058          |          | 129.712          |
| SOMONTANO               | 12.231           | 8.784          | 42.485           |                |                |          | 63.500           |
| TACORONTE-ACENTEJO      | 700              | 190            | 6.230            | 22             |                |          | 7.142            |
| TARRAGONA               | 252.008          | 5.282          | 24.061           | 1.609          |                |          | 282.960          |
| TERRA ALTA              | 39.755           | 2.788          | 104.197          |                |                |          | 146.740          |
| TORO                    | 1.473            | 2.498          | 27.220           |                |                |          | 31.191           |
| UTIEL-REQUENA           | 4.655            | 19.665         | 71.031           |                | 6.350          |          | 101.701          |
| VALDEORRAS              | 11.784           |                | 18.783           |                |                |          | 30.567           |
| VALDEPEÑAS              | 43.299           | 25.239         | 293.477          |                |                |          | 362.015          |
| VALENCIA                | 30.759           | 8.119          | 56.532           | 17.667         |                |          | 113.077          |
| VALLE DE GÚMAR          | 1.146            | 87             | 553              |                | 304            |          | 2.090            |
| VALLE DE LA OROTAVA     | 1.231            | 301            | 2.653            |                |                |          | 4.185            |
| VINOS DE MADRID         | 4.722            | 3.129          | 17.602           |                | 1.750          |          | 27.203           |
| YCODEN-DAUTE-ISORA      | 3.606            | 678            | 1.514            |                |                |          | 5.798            |
| YECLA                   | 426              | 1.440          | 5.760            |                |                |          | 7.626            |
| <b>TOTAL</b>            | <b>1.309.499</b> | <b>382.437</b> | <b>3.562.975</b> | <b>234.203</b> | <b>749.867</b> | <b>0</b> | <b>6.495.199</b> |

(1) El Consejo Regulador de la D.O. Penedés, no dispone del desglose por tipos de vino del Comercio Interior





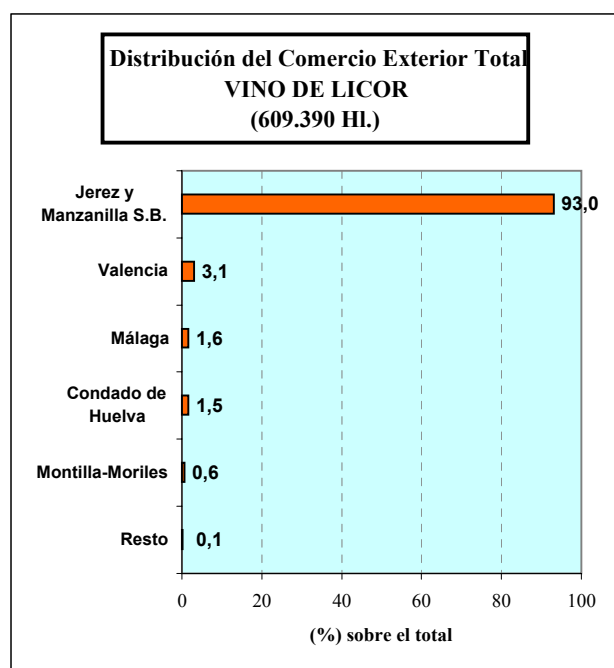
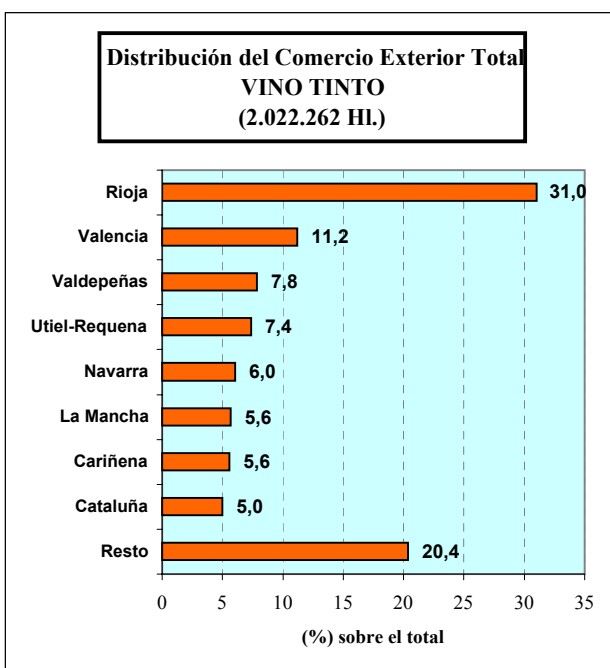
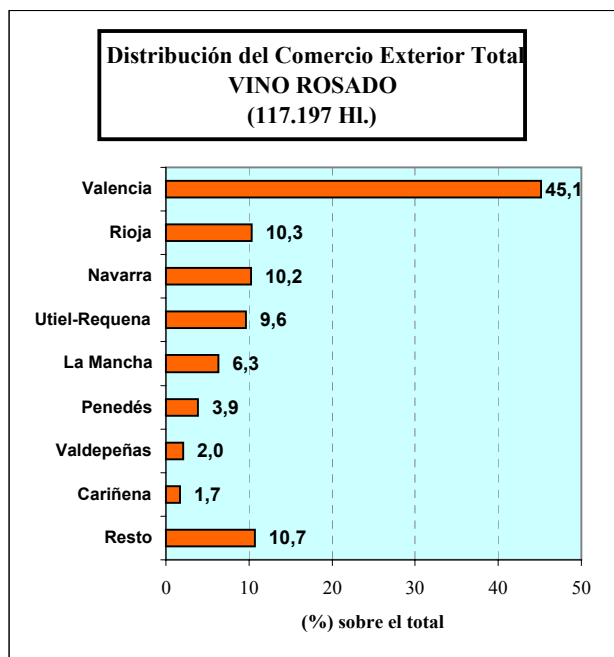
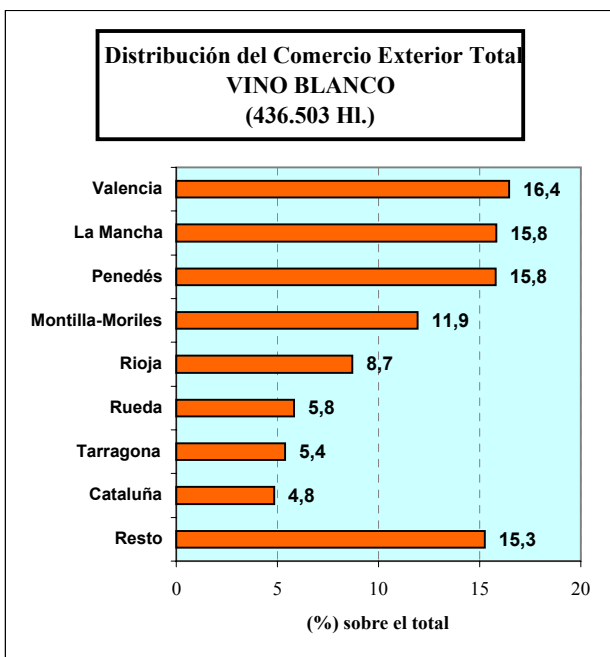
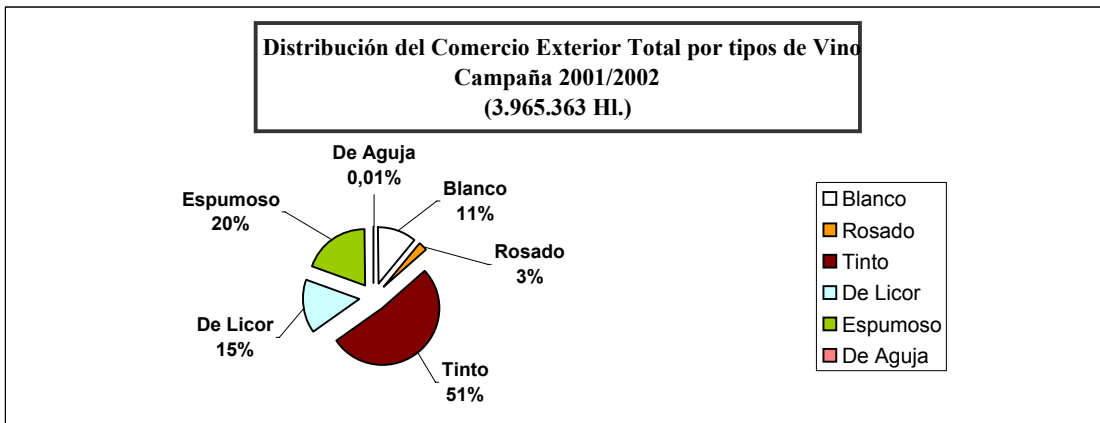
**COMERCIO EXTERIOR TOTAL (HI.) DE LOS V.C.P.R.D. ESPAÑOLES.  
DISTRIBUCIÓN POR TIPOS DE VINO.  
CAMPAÑA 2001/2002**

| V.C.P.R.D.              | TIPOS DE VINOS |                |                  |                |                |            | TOTAL            |
|-------------------------|----------------|----------------|------------------|----------------|----------------|------------|------------------|
|                         | BLANCO         | ROSADO         | TINTO            | DE LICOR       | ESPUMOSO       | DE AGUJA   |                  |
| ABONA                   |                |                |                  |                |                |            | 0                |
| ALELLA                  | 355            | 17             | 27               |                |                |            | 399              |
| ALICANTE                | 533            | 1.415          | 37.414           | 61             |                |            | 39.423           |
| ALMANSA                 |                |                | 64.828           |                |                |            | 64.828           |
| AMPURDÁN-COSTA BRAVA    | 186            | 158            | 1.653            |                |                |            | 1.997            |
| BIERZO                  | 125            | 23             | 603              |                |                |            | 751              |
| BINISALEM-MALLORCA      | 20             | 83             | 271              |                |                |            | 374              |
| BULLAS                  | 158            | 1.431          | 1.073            |                |                |            | 2.662            |
| CALATAYUD               | 1.101          | 1.392          | 27.369           |                |                |            | 29.862           |
| CAMPO DE BORJA          | 1.173          | 1.450          | 28.192           | 4              |                |            | 30.819           |
| CARIÑENA                | 2.805          | 2.027          | 112.292          | 68             |                |            | 117.192          |
| CATALUÑA                | 21.164         | 1.347          | 100.384          |                |                |            | 122.895          |
| CAVA                    |                |                |                  |                | 778.871        |            | 778.871          |
| CHACOLÍ DE BIZKAIA      |                |                |                  |                |                |            | 0                |
| CHACOLÍ DE GETARIA      | 249            |                |                  |                |                |            | 249              |
| CIGALES                 |                | 94             | 1.906            |                |                |            | 2.000            |
| CONCA DE BARBERÁ        | 14.143         | 49             | 4.336            |                |                |            | 18.528           |
| CONDADO DE HUELVA       | 678            |                |                  | 9.327          |                |            | 10.005           |
| COSTERS DEL SEGRE       | 3.176          | 365            | 11.661           |                |                |            | 15.202           |
| EL HIERRO               |                |                |                  |                |                |            | 0                |
| JEREZ Y MANZANILLA S.B. |                |                |                  | 567.029        |                |            | 567.029          |
| JUMILLA                 | 766            | 1.463          | 77.688           |                |                |            | 79.917           |
| LA MANCHA               | 69.099         | 7.384          | 114.246          |                |                |            | 190.729          |
| LANZAROTE               | 261            | 4              | 11               |                |                |            | 276              |
| LA PALMA                |                |                |                  |                |                |            | 0                |
| MÁLAGA Y SIERR.MÁLAGA   |                |                |                  | 9.866          |                |            | 9.866            |
| MÉNTRIDA                |                |                | 525              |                |                |            | 525              |
| MONDÉJAR                | 3              | 4              | 8                |                |                |            | 15               |
| MONTERREI               | 140            |                | 72               |                |                |            | 212              |
| MONTILLA-MORILES        | 52.085         |                |                  | 3.880          |                |            | 55.965           |
| NAVARRA                 | 8.282          | 11.970         | 121.728          | 62             |                |            | 142.042          |
| PENEDÉS                 | 68.864         | 4.551          | 55.894           |                |                | 461        | 129.770          |
| PLA DE BAGES            | 439            | 159            | 991              |                |                |            | 1.589            |
| PLA ILLEVANT            | 20             | 5              | 100              |                |                |            | 125              |
| PRIORATO                | 207            |                | 4.841            |                |                |            | 5.048            |
| RIAS BAIXAS             | 7.438          |                |                  |                |                |            | 7.438            |
| RIBEIRA SACRA           | 64             |                | 197              |                |                |            | 261              |
| RIBEIRO (1)             | 1.752          |                | 154              |                |                |            | 1.906            |
| RIBERA DEL DUERO (2)    |                | 1              | 12.569           |                |                |            | 12.570           |
| RIBERA DEL GUADIANA     | 2.233          | 478            | 10.556           |                |                |            | 13.267           |
| RIOJA                   | 37.996         | 12.108         | 627.886          |                |                |            | 677.990          |
| RUEDA                   | 25.383         |                | 601              |                |                |            | 25.984           |
| SOMONTANO               | 4.861          | 2.020          | 11.487           |                |                |            | 18.368           |
| TACORONTE-ACENTEJO      | 17             | 12             | 65               |                |                |            | 94               |
| TARRAGONA               | 23.479         | 178            | 9.505            | 198            |                |            | 33.360           |
| TERRA ALTA              | 2.705          | 1              | 23.885           | 180            |                |            | 26.771           |
| TORO (3)                | -              | -              | -                |                |                |            | -                |
| UTIEL-REQUENA           | 6.293          | 11.294         | 149.222          |                | 679            |            | 167.488          |
| VALDEORRAS              | 247            |                | 28               |                |                |            | 275              |
| VALDEPEÑAS              | 4.933          | 2.394          | 158.318          |                |                |            | 165.645          |
| VALENCIA                | 71.800         | 52.908         | 226.571          | 18.715         |                |            | 369.994          |
| VALLE DE GÜIMAR         |                |                |                  |                |                |            | 0                |
| VALLE DE LA OROTAVA     |                |                |                  |                |                |            | 0                |
| VINOS DE MADRID         | 818            | 123            | 2.728            |                |                |            | 3.669            |
| YCODEN-DAUTE-ISORA      | 19             | 10             | 10               |                |                |            | 39               |
| YECLA                   | 433            | 279            | 20.367           |                |                |            | 21.079           |
| <b>TOTAL</b>            | <b>436.503</b> | <b>117.197</b> | <b>2.022.262</b> | <b>609.390</b> | <b>779.550</b> | <b>461</b> | <b>3.965.363</b> |

(1) En la D.O. Ribeiro, los datos de las exportaciones corresponden al 85% de las bodegas.

(2) En la D.O. Ribera del Duero, los datos de las exportaciones corresponden a 47 bodegas (de las 147 inscritas) que enviaron la información al Consejo Regulador.

(3) El Consejo Regulador de la D.O. Toro no dispone de datos sobre el comercio exterior.



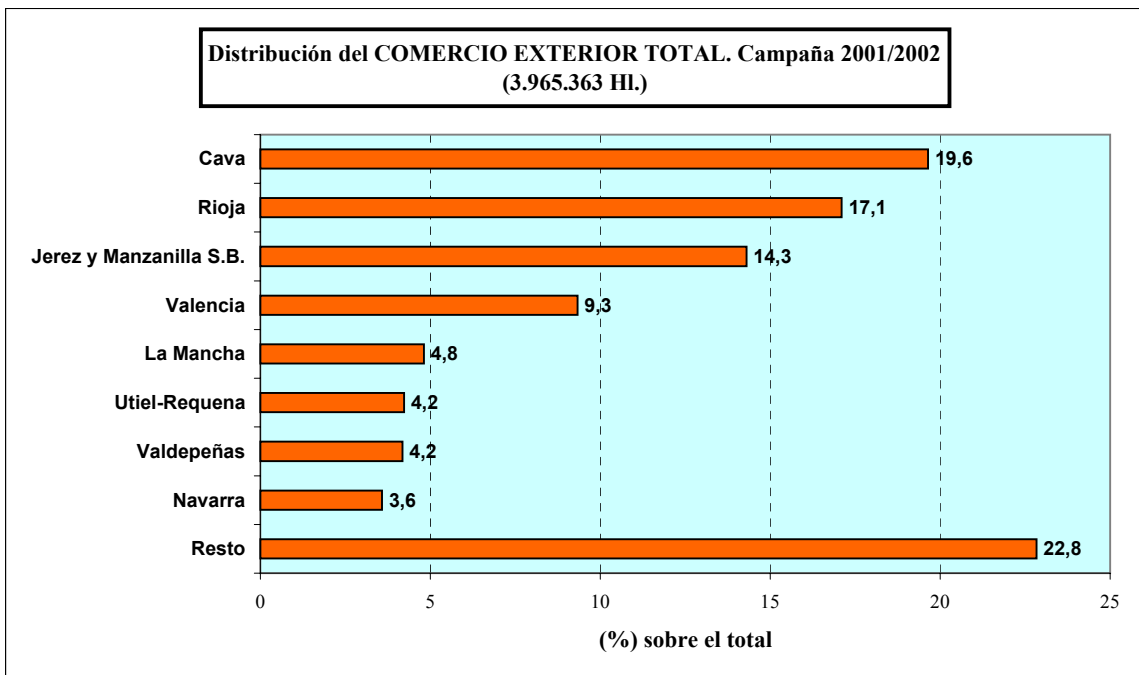
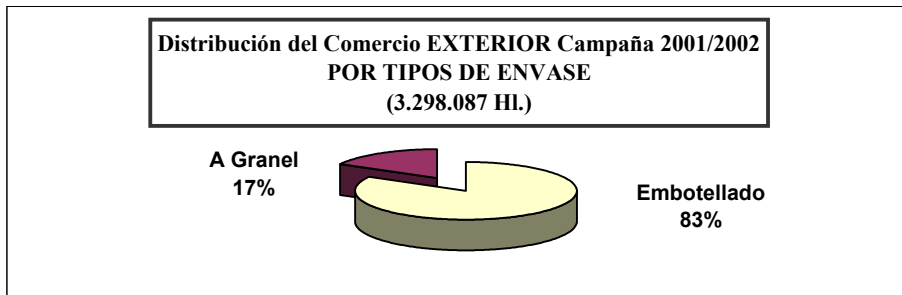
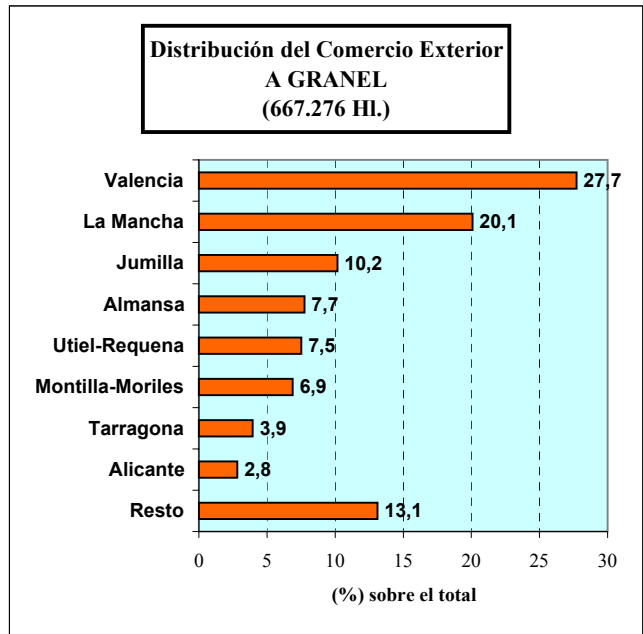
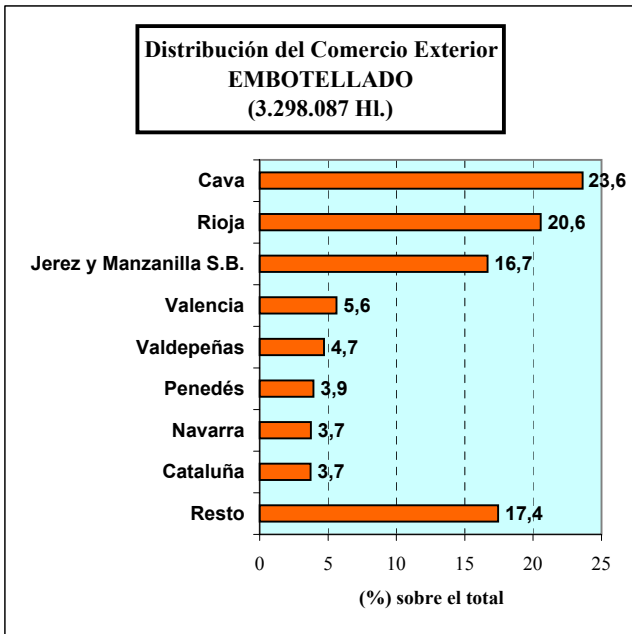
**COMERCIO EXTERIOR (HL.) DE LOS V.C.P.R.D. ESPAÑOLES.  
DISTRIBUCIÓN POR TIPOS DE ENVASE.  
Campaña 2001/2002**

| V.C.P.R.D.              | EMBOTELLADO      |           | A GRANEL       |           | COMERCIO EXTERIOR TOTAL (HL.) |
|-------------------------|------------------|-----------|----------------|-----------|-------------------------------|
|                         | HL.              | % s/total | HL.            | % s/total |                               |
| ABONA                   |                  |           |                |           | 0                             |
| ALELLA                  | 399              | 100       |                |           | 399                           |
| ALICANTE                | 20.543           | 52        | 18.880         | 48        | 39.423                        |
| ALMANSA                 | 13.162           | 20        | 51.666         | 80        | 64.828                        |
| AMPURDÁN-COSTA BRAVA    | 1.997            | 100       |                |           | 1.997                         |
| BIERZO                  | 751              | 100       |                |           | 751                           |
| BINISALEM-MALLORCA      | 374              | 100       |                |           | 374                           |
| BULLAS                  | 2.662            | 100       |                |           | 2.662                         |
| CALATAYUD               | 27.477           | 92        | 2.385          | 8         | 29.862                        |
| CAMPO DE BORJA          | 30.819           | 100       |                |           | 30.819                        |
| CARIÑENA                | 115.906          | 99        | 1.286          | 1         | 117.192                       |
| CATALUÑA                | 122.895          | 100       |                |           | 122.895                       |
| CAVA                    | 778.871          | 100       |                |           | 778.871                       |
| CHACOLÍ DE BIZKAIA      |                  |           |                |           | 0                             |
| CHACOLÍ DE GETARIA      | 249              | 100       |                |           | 249                           |
| CIGALES                 | 2.000            | 100       |                |           | 2.000                         |
| CONCA DE BARBERÁ        | 6.352            | 34        | 12.176         | 66        | 18.528                        |
| CONDADO DE HUELVA       | 5                | 0,05      | 10.000         | 99,95     | 10.005                        |
| COSTERS DEL SEGRE       | 15.202           | 100       |                |           | 15.202                        |
| EL HIERRO               |                  |           |                |           | 0                             |
| JEREZ Y MANZANILLA S.B. | 549.942          | 97        | 17.087         | 3         | 567.029                       |
| JUMILLA                 | 11.993           | 15        | 67.924         | 85        | 79.917                        |
| LA MANCHA               | 56.772           | 30        | 133.957        | 70        | 190.729                       |
| LANZAROTE               | 276              | 100       |                |           | 276                           |
| LA PALMA                |                  |           |                |           | 0                             |
| MÁLAGA Y SIERR.MÁLAGA   | 1.985            | 20        | 7.881          | 80        | 9.866                         |
| MÉNTRIDA                | 225              | 43        | 300            | 57        | 525                           |
| MONDÉJAR                | 15               | 100       |                |           | 15                            |
| MONTERREI               | 212              | 100       |                |           | 212                           |
| MONTILLA-MORILES        | 10.003           | 18        | 45.962         | 82        | 55.965                        |
| NAVARRA                 | 123.588          | 87        | 18.454         | 13        | 142.042                       |
| PENEDÉS                 | 129.770          | 100       |                |           | 129.770                       |
| PLA DE BAGES            | 1.589            | 100       |                |           | 1.589                         |
| PLA I LLEVANT           | 125              | 100       |                |           | 125                           |
| PRIORATO                | 5.048            | 100       |                |           | 5.048                         |
| RIAS BAIXAS             | 7.438            | 100       |                |           | 7.438                         |
| RIBEIRA SACRA           | 261              | 100       |                |           | 261                           |
| RIBEIRO (1)             | 1.906            | 100       |                |           | 1.906                         |
| RIBERA DEL DUERO (2)    | 12.570           | 100       |                |           | 12.570                        |
| RIBERA DEL GUADIANA     | 12.809           | 97        | 458            | 3         | 13.267                        |
| RIOJA                   | 677.990          | 100       |                |           | 677.990                       |
| RUEDA                   | 25.984           | 100       |                |           | 25.984                        |
| SOMONTANO               | 18.368           | 100       |                |           | 18.368                        |
| TACORONTE-ACENTEJO      | 94               | 100       |                |           | 94                            |
| TARRAGONA               | 7.053            | 21        | 26.307         | 79        | 33.360                        |
| TERRA ALTA              | 26.771           | 100       |                |           | 26.771                        |
| TORO (3)                | -                | -         | -              | -         | -                             |
| UTIEL-REQUENA           | 117.298          | 70        | 50.190         | 30        | 167.488                       |
| VALDEORRAS              | 275              | 100       |                |           | 275                           |
| VALDEPEÑAS              | 155.061          | 94        | 10.584         | 6         | 165.645                       |
| VALENCIA                | 185.002          | 50        | 184.992        | 50        | 369.994                       |
| VALLE DE GÜIMAR         |                  |           |                |           | 0                             |
| VALLE DE LA OROTAVA     |                  |           |                |           | 0                             |
| VINOS DE MADRID         | 3.669            | 100       |                |           | 3.669                         |
| YCODEN-DAUTE-ISORA      | 39               | 100       |                |           | 39                            |
| YECLA                   | 14.292           | 68        | 6.787          | 32        | 21.079                        |
| <b>TOTAL</b>            | <b>3.298.087</b> | <b>83</b> | <b>667.276</b> | <b>17</b> | <b>3.965.363</b>              |

(1) En la D.O. Ribeiro, los datos de las exportaciones corresponden al 85% de las bodegas.

(2) En la D.O. Ribera del Duero, los datos de las exportaciones corresponden a 47 bodegas (de las 147 inscritas) que enviaron la información al Consejo Regulador.

(3) El Consejo Regulador de la D.O. Toro no dispone de datos sobre el comercio exterior.



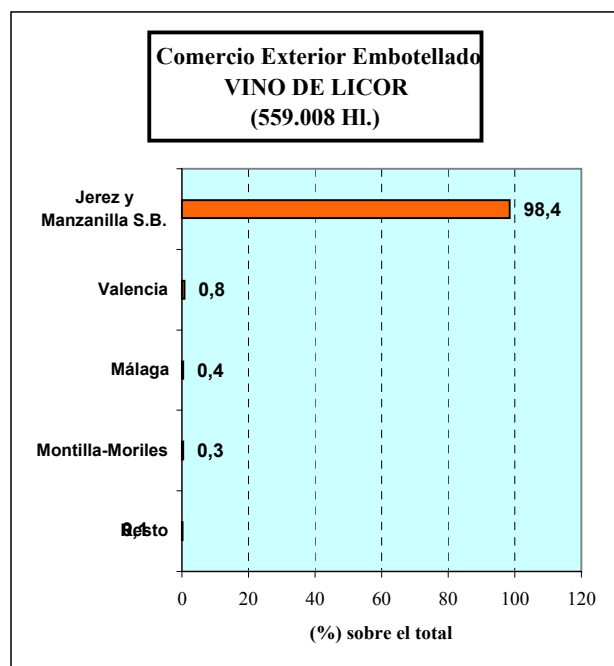
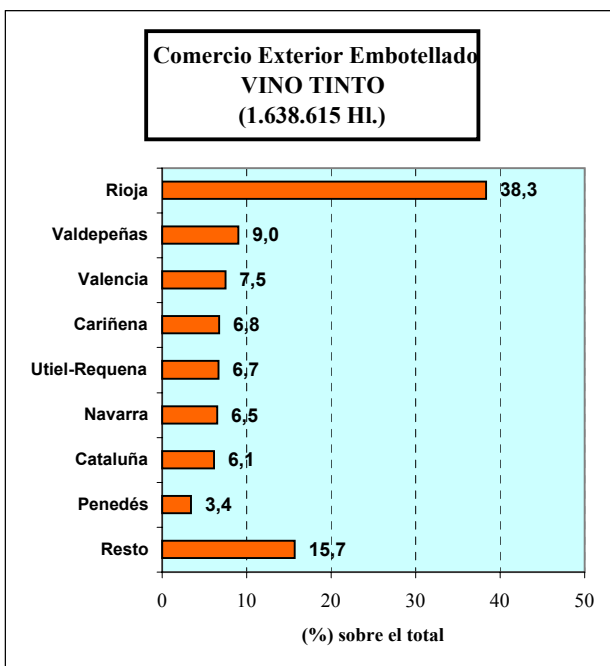
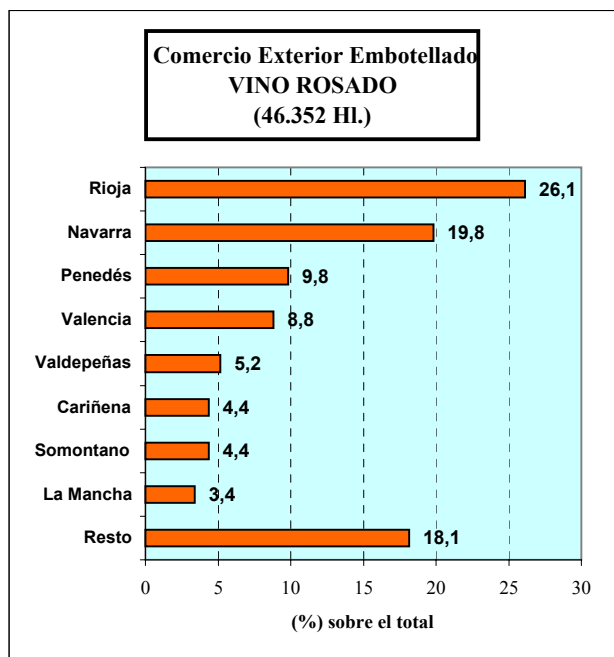
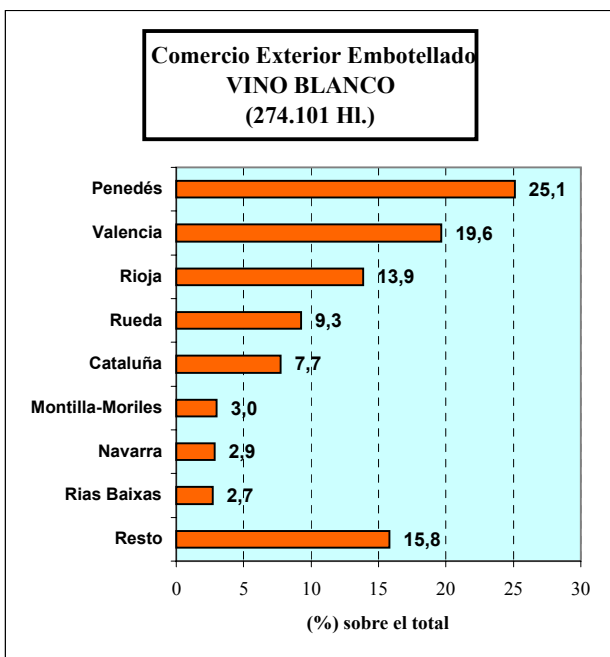
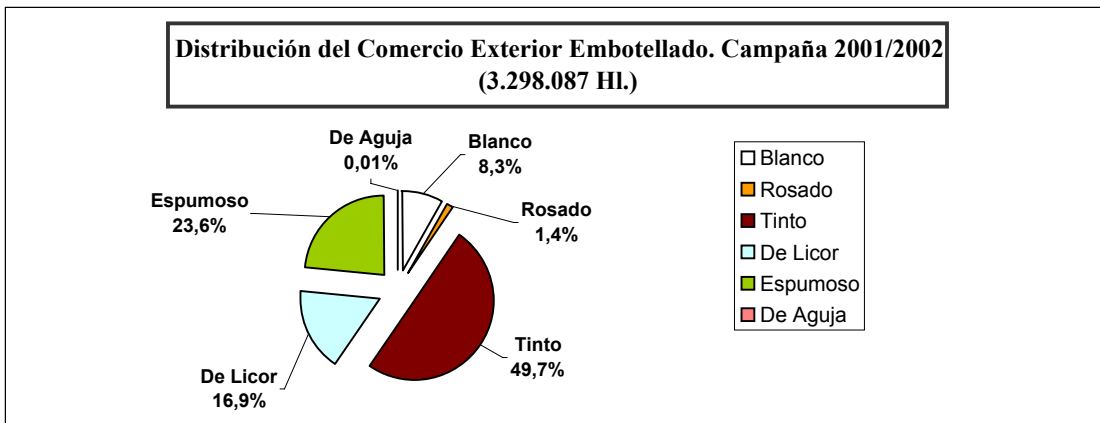
**COMERCIO EXTERIOR EMBOTELLADO (HL.) DE LOS V.C.P.R.D. ESPAÑOLES  
DISTRIBUCIÓN POR TIPOS DE VINO.  
CAMPAÑA 2001/2002**

| V.C.P.R.D.              | TIPOS DE VINOS |               |                  |                |                |            | TOTAL            |
|-------------------------|----------------|---------------|------------------|----------------|----------------|------------|------------------|
|                         | BLANCO         | ROSADO        | TINTO            | DE LICOR       | ESPUMOSO       | DE AGUJA   |                  |
| ABONA                   |                |               |                  |                |                |            | 0                |
| ALELLA                  | 355            | 17            | 27               |                |                |            | 399              |
| ALICANTE                | 532            | 29            | 19.922           | 60             |                |            | 20.543           |
| ALMANSA                 |                |               | 13.162           |                |                |            | 13.162           |
| AMPURDÁN-COSTA BRAVA    | 186            | 158           | 1.653            |                |                |            | 1.997            |
| BIERZO                  | 125            | 23            | 603              |                |                |            | 751              |
| BINISALEM-MALLORCA      | 20             | 83            | 271              |                |                |            | 374              |
| BULLAS                  | 158            | 1.431         | 1.073            |                |                |            | 2.662            |
| CALATAYUD               | 1.046          | 746           | 25.685           |                |                |            | 27.477           |
| CAMPO DE BORJA          | 1.173          | 1.450         | 28.192           | 4              |                |            | 30.819           |
| CARIÑENA                | 2.805          | 2.027         | 111.006          | 68             |                |            | 115.906          |
| CATALUÑA                | 21.164         | 1.347         | 100.384          |                |                |            | 122.895          |
| CAVA                    |                |               |                  |                | 778.871        |            | 778.871          |
| CHACOLÍ DE BIZKAIA      |                |               |                  |                |                |            | 0                |
| CHACOLÍ DE GETARIA      | 249            |               |                  |                |                |            | 249              |
| CIGALES                 |                | 94            | 1.906            |                |                |            | 2.000            |
| CONCA DE BARBERÁ        | 1.967          | 49            | 4.336            |                |                |            | 6.352            |
| CONDADO DE HUELVA       | 5              |               |                  |                |                |            | 5                |
| COSTERS DEL SEGRE       | 3.176          | 365           | 11.661           |                |                |            | 15.202           |
| EL HIERRO               |                |               |                  |                |                |            | 0                |
| JEREZ Y MANZANILLA S.B. |                |               |                  | 549.942        |                |            | 549.942          |
| JUMILLA                 | 278            |               | 11.715           |                |                |            | 11.993           |
| LA MANCHA               | 6.728          | 1.565         | 48.479           |                |                |            | 56.772           |
| LANZAROTE               | 261            | 4             | 11               |                |                |            | 276              |
| LA PALMA                |                |               |                  |                |                |            | 0                |
| MÁLAGA Y SIERR.MÁLAGA   |                |               |                  | 1.985          |                |            | 1.985            |
| MÉNTRIDA                |                |               | 225              |                |                |            | 225              |
| MONDÉJAR                | 3              | 4             | 8                |                |                |            | 15               |
| MONTERREI               | 140            |               | 72               |                |                |            | 212              |
| MONTILLA-MORILES        | 8.222          |               |                  | 1.781          |                |            | 10.003           |
| NAVARRA                 | 7.830          | 9.195         | 106.501          | 62             |                |            | 123.588          |
| PENEDÉS                 | 68.864         | 4.551         | 55.894           |                |                | 461        | 129.770          |
| PLA DE BAGES            | 439            | 159           | 991              |                |                |            | 1.589            |
| PLA I LLEVANT           | 20             | 5             | 100              |                |                |            | 125              |
| PRIORATO                | 207            |               | 4.841            |                |                |            | 5.048            |
| RIAS BAIXAS             | 7.438          |               |                  |                |                |            | 7.438            |
| RIBEIRA SACRA           | 64             |               | 197              |                |                |            | 261              |
| RIBEIRO (1)             | 1.752          |               | 154              |                |                |            | 1.906            |
| RIBERA DEL DUERO (2)    |                | 1             | 12.569           |                |                |            | 12.570           |
| RIBERA DEL GUADIANA     | 1.775          | 478           | 10.556           |                |                |            | 12.809           |
| RIOJA                   | 37.996         | 12.108        | 627.886          |                |                |            | 677.990          |
| RUEDA                   | 25.383         |               | 601              |                |                |            | 25.984           |
| SOMONTANO               | 4.861          | 2.020         | 11.487           |                |                |            | 18.368           |
| TACORONTE-ACENTEJO      | 17             | 12            | 65               |                |                |            | 94               |
| TARRAGONA               | 390            | 178           | 6.287            | 198            |                |            | 7.053            |
| TERRA ALTA              | 2.705          | 1             | 23.885           | 180            |                |            | 26.771           |
| TORO (3)                | -              | -             | -                |                |                |            | -                |
| UTIEL-REQUENA           | 5.490          | 1.357         | 109.772          |                | 679            |            | 117.298          |
| VALDEORRAS              | 247            |               | 28               |                |                |            | 275              |
| VALDEPEÑAS              | 4.933          | 2.394         | 147.734          |                |                |            | 155.061          |
| VALENCIA                | 53.827         | 4.089         | 122.358          | 4.728          |                |            | 185.002          |
| VALLE DE GÚIMAR         |                |               |                  |                |                |            | 0                |
| VALLE DE LA OROTAVA     |                |               |                  |                |                |            | 0                |
| VINOS DE MADRID         | 818            | 123           | 2.728            |                |                |            | 3.669            |
| YCODEN-DAUTE-ISORA      | 19             | 10            | 10               |                |                |            | 39               |
| YECLA                   | 433            | 279           | 13.580           |                |                |            | 14.292           |
| <b>TOTAL</b>            | <b>274.101</b> | <b>46.352</b> | <b>1.638.615</b> | <b>559.008</b> | <b>779.550</b> | <b>461</b> | <b>3.298.087</b> |

(1) En la D.O. Ribeiro, los datos de las exportaciones corresponden al 85% de las bodegas.

(2) En la D.O. Ribera del Duero, los datos de las exportaciones corresponden a 47 bodegas (de las 147 inscritas) que enviaron la información al Consejo Regulador.

(3) El Consejo Regulador de la D.O. Toro no dispone de datos sobre el comercio exterior.



**COMERCIO EXTERIOR A GRANEL (HL) DE LOS V.C.P.R.D. ESPAÑOLES.  
DISTRIBUCIÓN POR TIPOS DE VINO.  
CAMPAÑA 2001/2002**

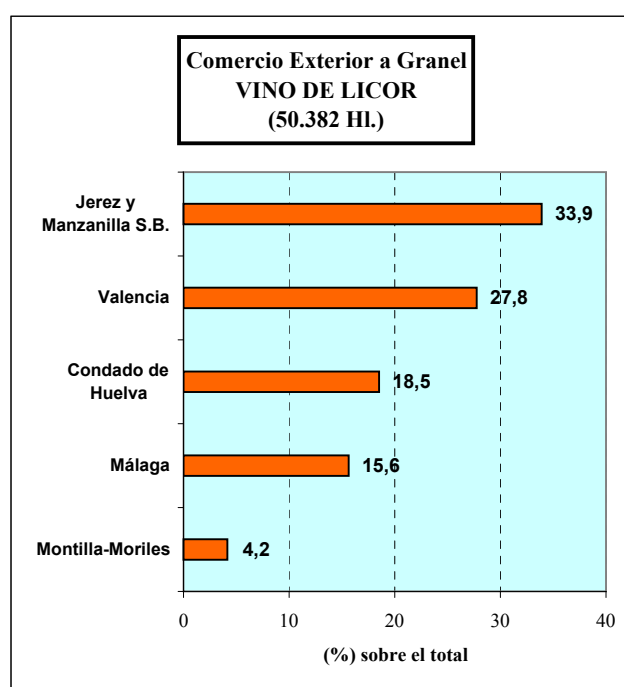
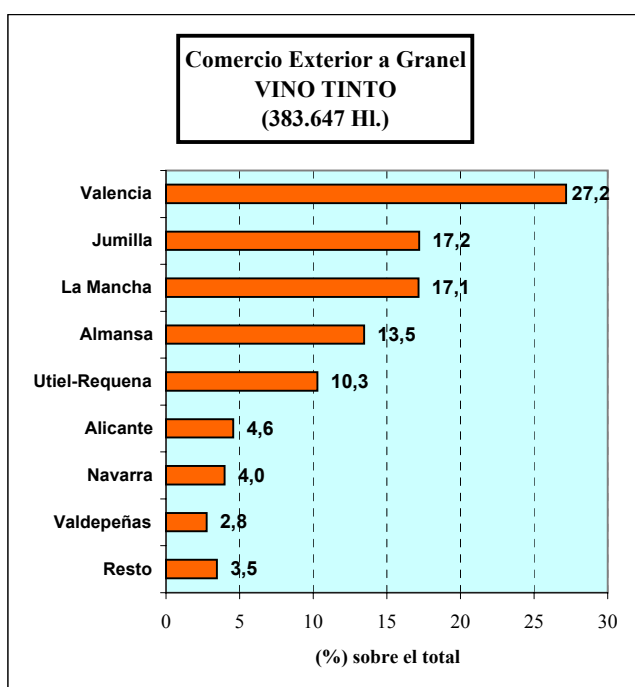
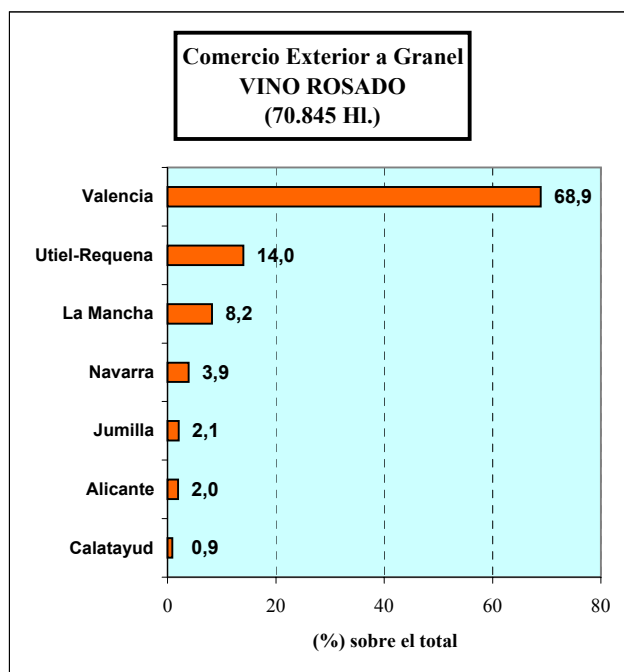
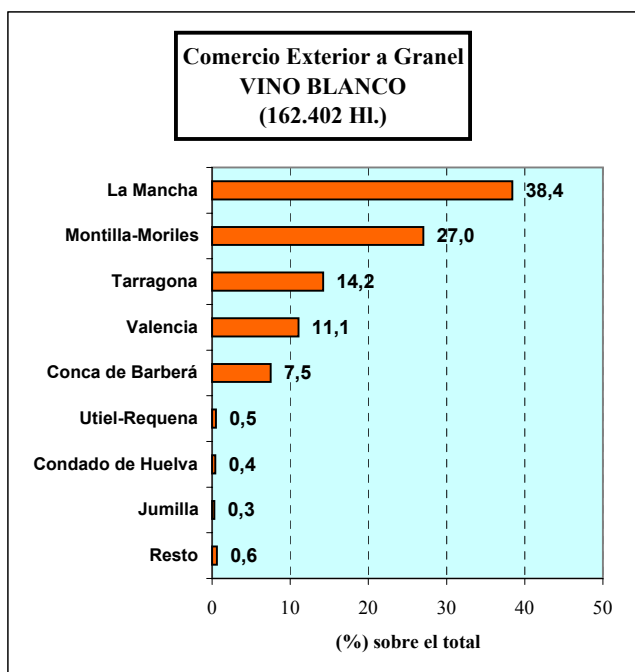
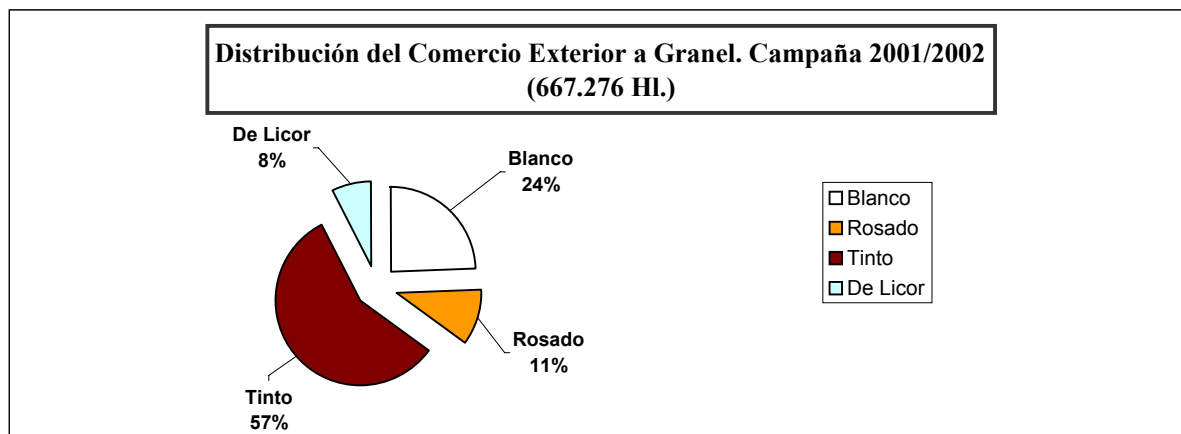
| V.C.P.R.D.              | TIPOS DE VINOS |               |                |               |          |          | TOTAL          |
|-------------------------|----------------|---------------|----------------|---------------|----------|----------|----------------|
|                         | BLANCO         | ROSADO        | TINTO          | DE LICOR      | ESPUMOSO | DE AGUJA |                |
| ABONA                   |                |               |                |               |          |          | 0              |
| ALELLA                  |                |               |                |               |          |          | 0              |
| ALICANTE                | 1              | 1.386         | 17.492         | 1             |          |          | 18.880         |
| ALMANSA                 |                |               | 51.666         |               |          |          | 51.666         |
| AMPURDÁN-COSTA BRAVA    |                |               |                |               |          |          | 0              |
| BIERZO                  |                |               |                |               |          |          | 0              |
| BINISALEM-MALLORCA      |                |               |                |               |          |          | 0              |
| BULLAS                  |                |               |                |               |          |          | 0              |
| CALATAYUD               | 55             | 646           | 1.684          |               |          |          | 2.385          |
| CAMPO DE BORJA          |                |               |                |               |          |          | 0              |
| CARIÑENA                |                |               | 1.286          |               |          |          | 1.286          |
| CATALUÑA                |                |               |                |               |          |          | 0              |
| CAVA                    |                |               |                |               |          |          | 0              |
| CHACOLÍ DE BIZKAIA      |                |               |                |               |          |          | 0              |
| CHACOLÍ DE GETARIA      |                |               |                |               |          |          | 0              |
| CIGALES                 |                |               |                |               |          |          | 0              |
| CONCA DE BARBERÁ        | 12.176         |               |                |               |          |          | 12.176         |
| CONDADO DE HUELVA       | 673            |               |                | 9.327         |          |          | 10.000         |
| COSTERS DEL SEGRE       |                |               |                |               |          |          | 0              |
| EL HIERRO               |                |               |                |               |          |          | 0              |
| JEREZ Y MANZANILLA S.B. |                |               |                | 17.087        |          |          | 17.087         |
| JUMILLA                 | 488            | 1.463         | 65.973         |               |          |          | 67.924         |
| LA MANCHA               | 62.371         | 5.819         | 65.767         |               |          |          | 133.957        |
| LANZAROTE               |                |               |                |               |          |          | 0              |
| LA PALMA                |                |               |                |               |          |          | 0              |
| MÁLAGA Y SIERR.MÁLAGA   |                |               |                | 7.881         |          |          | 7.881          |
| MÉNTRIDA                |                |               | 300            |               |          |          | 300            |
| MONDÉJAR                |                |               |                |               |          |          | 0              |
| MONTERREI               |                |               |                |               |          |          | 0              |
| MONTILLA-MORILES        | 43.863         |               |                | 2.099         |          |          | 45.962         |
| NAVARRA                 | 452            | 2.775         | 15.227         |               |          |          | 18.454         |
| PENEDÉS                 |                |               |                |               |          |          | 0              |
| PLA DE BAGES            |                |               |                |               |          |          | 0              |
| PLA I LLEVANT           |                |               |                |               |          |          | 0              |
| PRIORATO                |                |               |                |               |          |          | 0              |
| RIAS BAIXAS             |                |               |                |               |          |          | 0              |
| RIBEIRA SACRA           |                |               |                |               |          |          | 0              |
| RIBEIRO (1)             |                |               |                |               |          |          | 0              |
| RIBERA DEL DUERO (2)    |                |               |                |               |          |          | 0              |
| RIBERA DEL GUADIANA     | 458            |               |                |               |          |          | 458            |
| RIOJA                   |                |               |                |               |          |          | 0              |
| RUEDA                   |                |               |                |               |          |          | 0              |
| SOMONTANO               |                |               |                |               |          |          | 0              |
| TACORONTE-ACENTEJO      |                |               |                |               |          |          | 0              |
| TARRAGONA               | 23.089         |               | 3.218          |               |          |          | 26.307         |
| TERRA ALTA              |                |               |                |               |          |          | 0              |
| TORO (3)                | -              | -             | -              |               |          |          | -              |
| UTIEL-REQUENA           | 803            | 9.937         | 39.450         |               |          |          | 50.190         |
| VALDEORRAS              |                |               |                |               |          |          | 0              |
| VALDEPEÑAS              |                |               | 10.584         |               |          |          | 10.584         |
| VALENCIA                | 17.973         | 48.819        | 104.213        | 13.987        |          |          | 184.992        |
| VALLE DE GÜIMAR         |                |               |                |               |          |          | 0              |
| VALLE DE LA OROTAVA     |                |               |                |               |          |          | 0              |
| VINOS DE MADRID         |                |               |                |               |          |          | 0              |
| YCODEN-DAUTE-ISORA      |                |               |                |               |          |          | 0              |
| YECLA                   |                |               | 6.787          |               |          |          | 6.787          |
| <b>TOTAL</b>            | <b>162.402</b> | <b>70.845</b> | <b>383.647</b> | <b>50.382</b> | <b>0</b> | <b>0</b> | <b>667.276</b> |

(1) En la D.O. Ribeiro, los datos de las exportaciones corresponden al 85% de las bodegas.

(2) En la D.O. Ribera del Duero, los datos de las exportaciones corresponden a 47 bodegas (de las 147 inscritas) que enviaron la información al Consejo Regulador.

(3) El Consejo Regulador de la D.O. Toro no dispone de datos sobre el comercio exterior.





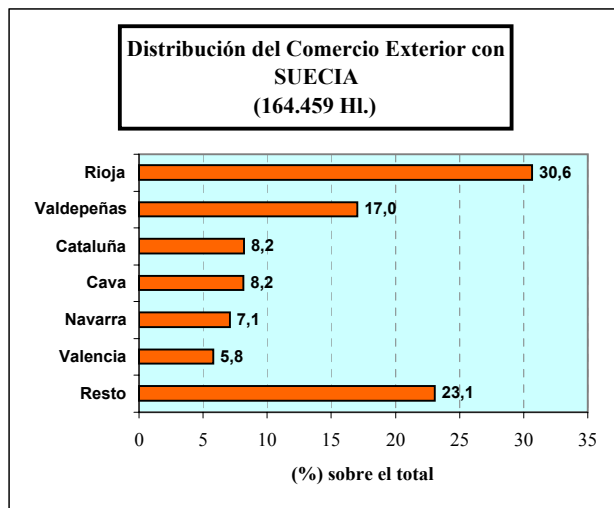
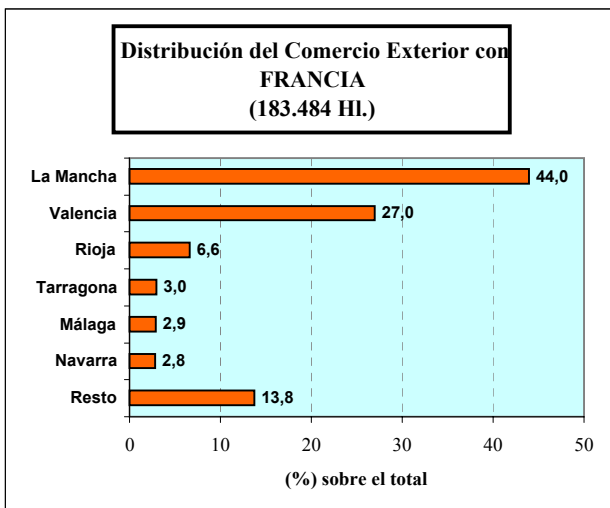
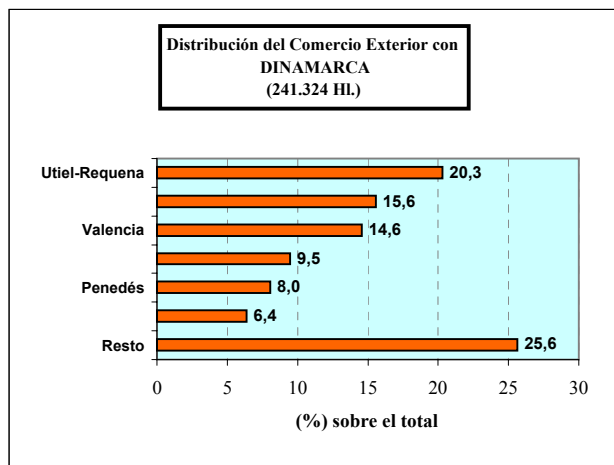
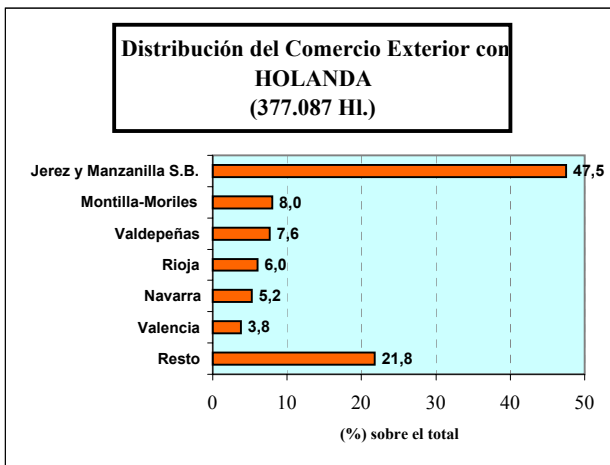
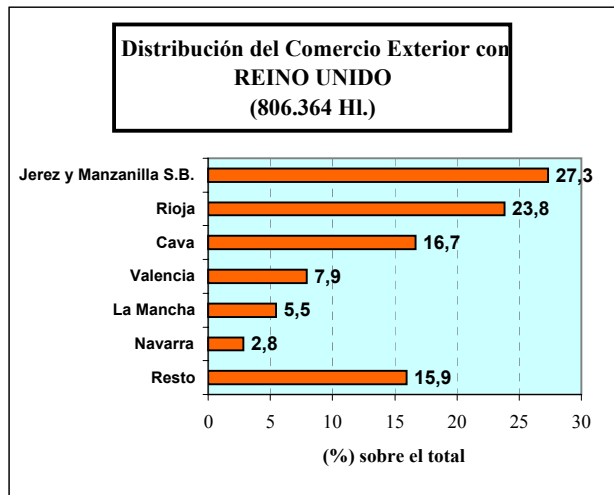
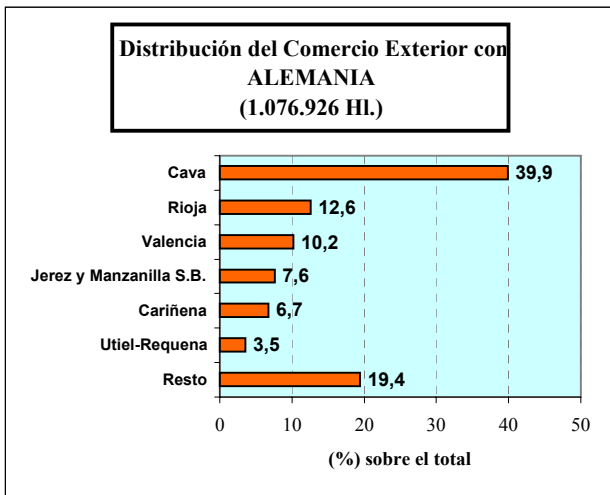
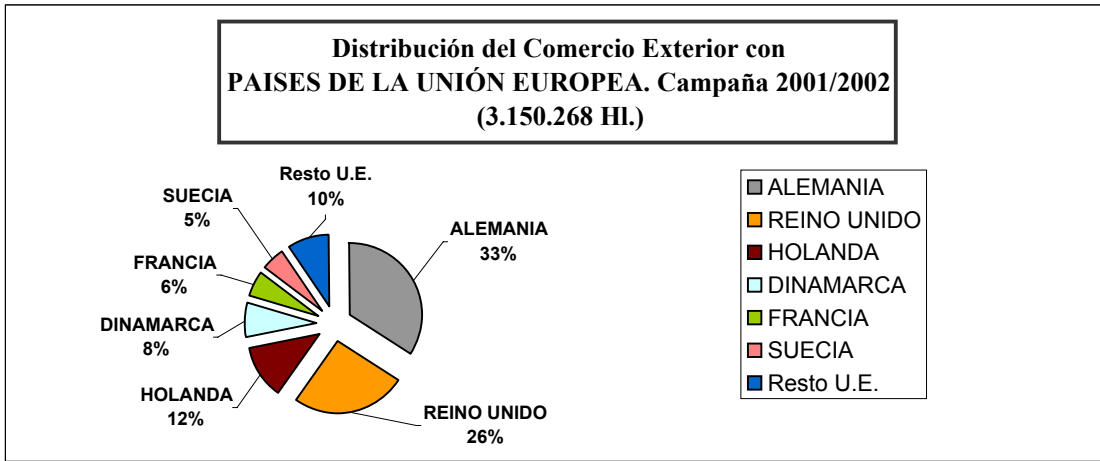
**COMERCIO EXTERIOR (HL.) DE LOS V.C.P.R.D. ESPAÑOLES.**  
**DISTRIBUCIÓN POR PAÍSES DE LA UNIÓN EUROPEA**  
**CAMPAÑA 2001/2002**

| V.C.P.R.D.              | Alemania         | Austria       | Bélgica       | Dinamarca      | Finlandia     | Francia        | Grecia       | Holanda        | Irlanda       | Italia        | Luxemburgo   | Portugal      | Reino Unido    | Suecia         | TOTAL U.E.       |
|-------------------------|------------------|---------------|---------------|----------------|---------------|----------------|--------------|----------------|---------------|---------------|--------------|---------------|----------------|----------------|------------------|
| ABONA                   |                  |               |               |                |               |                |              |                |               |               |              |               |                |                | 0                |
| ALELLA                  | 81               |               | 28            |                |               | 2              |              |                |               |               |              |               | 73             |                | 184              |
| ALICANTE                | 5.394            | 45            | 460           | 3.814          | 519           | 1.808          |              | 4.623          |               | 514           |              | 1.053         | 370            | 1.017          | 19.617           |
| ALMANSA                 | 1.717            | 138           | 196           | 1.305          | 237           | 188            |              | 1.400          | 10            | 22.030        |              | 29.636        | 1.009          | 427            | 58.293           |
| AMPURDÁN-COSTA BRAVA    | 645              | 16            | 48            | 76             |               | 43             |              | 324            |               |               |              | 9             | 30             | 46             | 1.237            |
| BIERZO                  | 26               |               | 26            | 13             |               | 18             |              | 16             |               |               |              |               | 102            | 45             | 246              |
| BINISALEM-MALLORCA      | 308              | 9             | 5             | 11             |               |                |              |                |               |               |              |               |                |                | 333              |
| BULLAS                  | 51               | 5             | 14            | 88             |               |                |              | 2.121          |               |               |              | 1             | 5              |                | 2.285            |
| CALATAYUD               | 1.811            |               | 2.253         | 640            | 111           | 2.194          |              | 1.762          | 277           |               | 73           |               | 16.169         | 82             | 25.372           |
| CAMPO DE BORJA          | 3.852            | 38            | 542           | 889            | 217           | 508            |              | 2.779          | 177           | 11            |              |               | 3.317          | 3.456          | 15.786           |
| CARIÑENA                | 72.156           | 108           | 2.158         | 1.379          | 2.642         | 507            |              | 5.955          | 2.706         | 12            | 211          |               | 17.124         | 1.211          | 106.169          |
| CATALUÑA                | 11.775           | 303           | 1.339         | 7.133          | 5.426         | 2.439          | 20           | 3.423          | 1.893         | 980           | 17           | 181           | 9.847          | 13.472         | 58.248           |
| CAVA                    | 429.502          | 5.191         | 5.249         | 8.218          | 5.005         | 3.920          | 1.037        | 9.629          | 1.067         | 8.637         |              | 4.885         | 134.464        | 13.415         | 630.219          |
| CHACOLÍ DE BIZKAIA      |                  |               |               |                |               |                |              |                |               |               |              |               |                |                | 0                |
| CHACOLÍ DE GETARIA      |                  |               | 5             | 1              |               | 108            |              | 9              |               |               |              |               | 22             |                | 145              |
| CIGALES                 | 1.729            | 15            | 43            | 11             |               |                |              | 80             |               |               | 20           |               | 40             |                | 1.938            |
| CONCA DE BARBERÁ        | 1.787            | 12.102        | 79            | 228            |               | 160            |              | 1.006          | 18            |               |              |               | 2.578          | 129            | 18.087           |
| CONDADO DE HUELVA       |                  |               | 5             |                |               |                |              | 10.000         |               |               |              |               |                |                | 10.005           |
| COSTERS DEL SEGRE       | 556              | 102           | 156           | 692            | 2.610         | 56             |              | 1.058          | 243           | 5             |              |               | 1.054          | 4.470          | 11.002           |
| EL HIERRO               |                  |               |               |                |               |                |              |                |               |               |              |               |                |                | 0                |
| JEREZ Y MANZANILLA S.B. | 82.017           | 1.716         | 14.344        | 6.344          | 2.482         | 1.770          | 42           | 179.138        | 4.092         | 1.301         |              | 158           | 220.462        | 7.022          | 520.888          |
| JUMILLA                 | 11.961           | 14            | 1.040         | 22.902         | 486           | 991            |              | 5              |               | 62            |              | 4             | 1.109          |                | 38.574           |
| LA MANCHA               | 24.031           | 770           | 1.239         | 12.405         | 956           | 80.680         | 49           | 6.271          | 561           | 277           | 11           |               | 44.148         | 4.773          | 176.171          |
| LANZAROTE               | 276              |               |               |                |               |                |              |                |               |               |              |               |                |                | 276              |
| LA PALMA                |                  |               |               |                |               |                |              |                |               |               |              |               |                |                | 0                |
| MÁLAGA Y SIERRA MÁLAGA  | 2.020            | 243           | 119           |                | 73            | 5.311          |              | 160            |               | 42            |              |               |                |                | 7.968            |
| MÉNTRIDA                | 100              |               |               |                |               |                |              |                |               |               |              | 120           | 125            |                | 345              |
| MONDÉJAR                | 3                | 6             | 6             |                |               |                |              |                |               |               |              |               |                |                | 15               |
| MONTERREI               | 20               |               | 20            |                |               |                |              |                |               |               |              |               |                |                | 40               |
| MONTILLA-MORILES        | 666              | 35            | 3.303         | 388            |               | 231            |              | 30.171         | 55            | 38            |              | 373           | 18.497         | 129            | 53.886           |
| NAVARRA                 | 34.276           | 1.328         | 2.436         | 7.314          | 2.437         | 5.160          | 5            | 19.719         | 2.475         | 34            | 151          | 27            | 22.862         | 11.698         | 109.922          |
| PENEDÉS                 | 14.578           | 855           | 1.869         | 19.396         | 5.377         | 1.124          | 52           | 6.834          | 2.357         | 652           | 326          | 236           | 17.724         | 6.861          | 78.241           |
| PLA DE BAGES            | 199              |               | 107           | 69             |               | 160            |              | 291            |               |               |              |               | 401            |                | 1.227            |
| PLA I LLEVANT           | 125              |               |               |                |               |                |              |                |               |               |              |               |                |                | 125              |
| PRIORATO                | 671              | 74            | 240           | 126            | 182           | 310            |              | 68             | 16            | 193           | 1            | 4             | 408            | 50             | 2.343            |
| RIAS BAIXAS             | 837              | 18            | 110           | 85             | 34            | 84             | 2            | 148            | 83            | 5             | 13           | 6             | 863            | 69             | 2.357            |
| RIBEIRA SACRA           | 6                |               |               |                |               | 9              |              |                |               |               |              |               |                |                | 15               |
| RIBEIRO (1)             |                  |               |               |                |               |                |              |                |               |               |              |               |                |                | -                |
| RIBERA DEL DUERO (2)    | 2.621            | 155           | 372           | 150            | 66            | 657            | 6            | 201            | 75            | 81            | 18           | 49            | 468            | 152            | 5.071            |
| RIBERA DEL GUADIANA     | 909              | 120           | 522           | 112            |               | 41             |              | 8.651          | 163           | 7             |              | 5             | 1.105          | 67             | 11.702           |
| RIOJA                   | 135.631          | 13.538        | 11.760        | 37.561         | 7.622         | 12.104         | 82           | 22.672         | 9.842         | 1.110         | 2.366        | 912           | 191.921        | 50.386         | 497.507          |
| RUEDA                   | 4.167            | 201           | 1.952         | 1.085          | 188           | 597            |              | 3.804          | 478           | 27            | 42           | 57            | 4.130          | 1.762          | 18.490           |
| SOMONTANO               | 2.701            | 760           | 2.033         | 496            | 436           | 261            |              | 2.251          | 115           | 134           | 138          | 18            | 1.486          | 454            | 11.283           |
| TACORONTE-ACENTEJO      | 43               |               |               |                |               |                |              | 8              |               |               |              |               | 9              | 14             | 74               |
| TARRAGONA               | 22.826           | 51            | 147           | 394            | 12            | 5.427          |              | 324            | 53            |               | 12           |               | 1.144          |                | 30.390           |
| TERRA ALTA              | 23.171           | 16            | 71            | 2.039          |               | 22             |              | 127            | 71            | 1             |              |               | 143            |                | 25.661           |
| TORO (3)                |                  |               |               |                |               |                |              |                |               |               |              |               |                |                | -                |
| UTIEL-REQUEÑA           | 37.990           | 88            | 1.345         | 49.033         | 7.984         | 3.007          |              | 7.699          | 27            | 126           | 8            | 6.649         | 7.332          | 5.682          | 126.970          |
| VALDEORRAS              |                  |               |               | 4              |               | 1              |              |                | 11            |               |              |               | 11             |                | 27               |
| VALDEPEÑAS              | 30.293           | 1.279         | 6.133         | 15.422         | 11.616        | 3.601          |              | 28.833         | 606           | 350           | 319          | 2             | 19.833         | 28.035         | 146.322          |
| VALENCIA                | 110.190          | 2.665         | 9.253         | 35.194         | 14.674        | 49.551         |              | 14.322         | 480           | 183           |              | 1.226         | 63.987         | 9.508          | 311.233          |
| VALLE DE GÚIMAR         |                  |               |               |                |               |                |              |                |               |               |              |               |                |                | 0                |
| VALLE DE LA OROTAVA     |                  |               |               |                |               |                |              |                |               |               |              |               |                |                | 0                |
| VINOS DE MADRID         | 1.100            | 28            | 236           | 68             | 26            | 154            |              | 269            |               |               |              |               | 389            | 19             | 2.289            |
| YCODEN-DAUTE-ISORA      | 9                |               |               |                |               |                |              |                |               |               |              |               | 30             |                | 39               |
| YECLA                   | 2.099            | 87            | 223           | 6.239          | 69            | 280            |              | 936            | 96            | 12            | 26           | 3             | 1.573          | 8              | 11.651           |
| <b>TOTAL</b>            | <b>1.076.926</b> | <b>42.119</b> | <b>71.486</b> | <b>241.324</b> | <b>71.487</b> | <b>183.484</b> | <b>1.295</b> | <b>377.087</b> | <b>28.047</b> | <b>36.824</b> | <b>3.761</b> | <b>45.605</b> | <b>806.364</b> | <b>164.459</b> | <b>3.150.268</b> |

(1) En la D.O. Ribeiro, se desconoce el desglose de las exportaciones por países.

(2) En la D.O. Ribera del Duero, los datos de las exportaciones corresponden a 47 bodegas (de las 147 inscritas) que enviaron la información al Consejo Regulador.

(3) El Consejo Regulador de la D.O. Toro no dispone de datos sobre el comercio exterior.



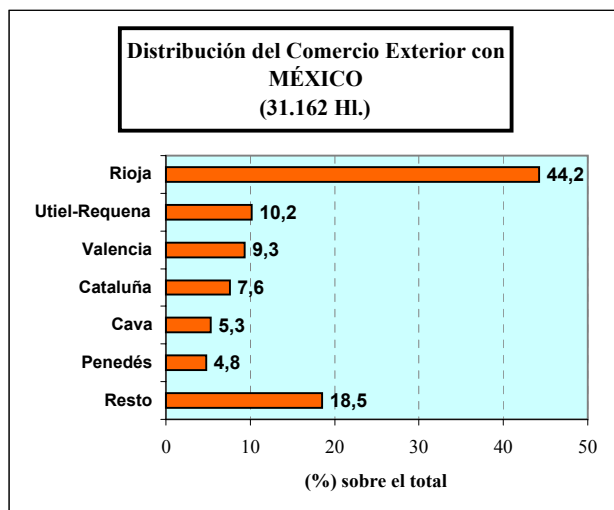
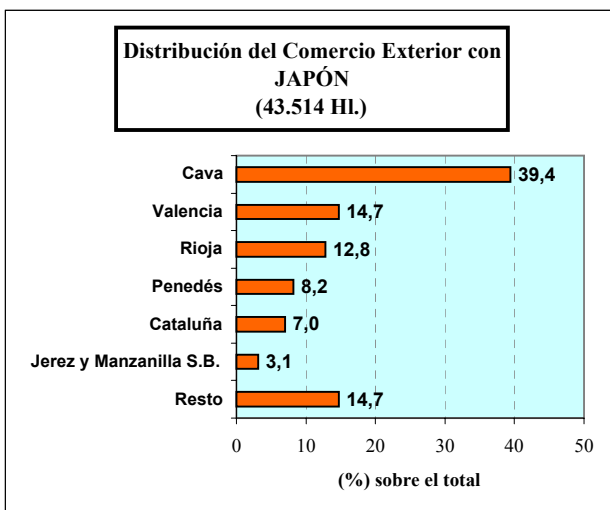
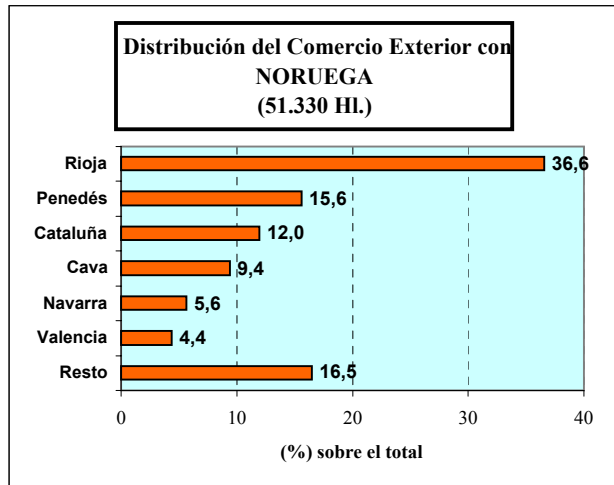
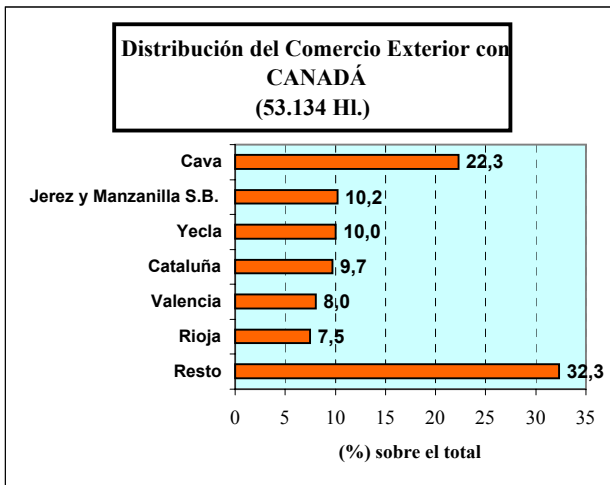
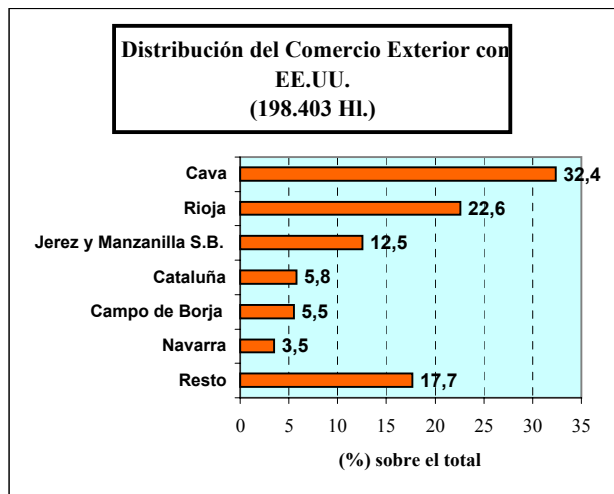
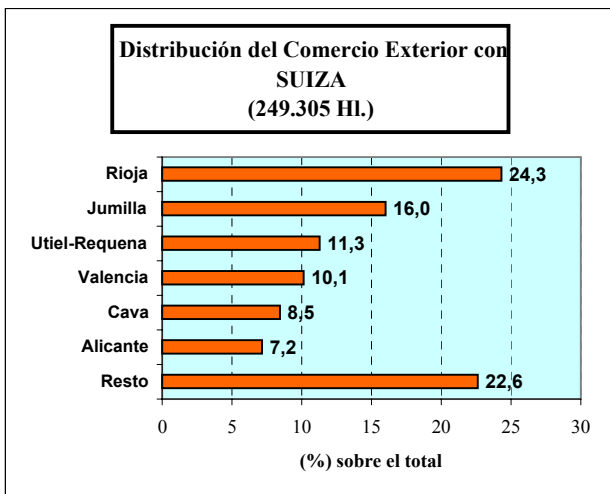
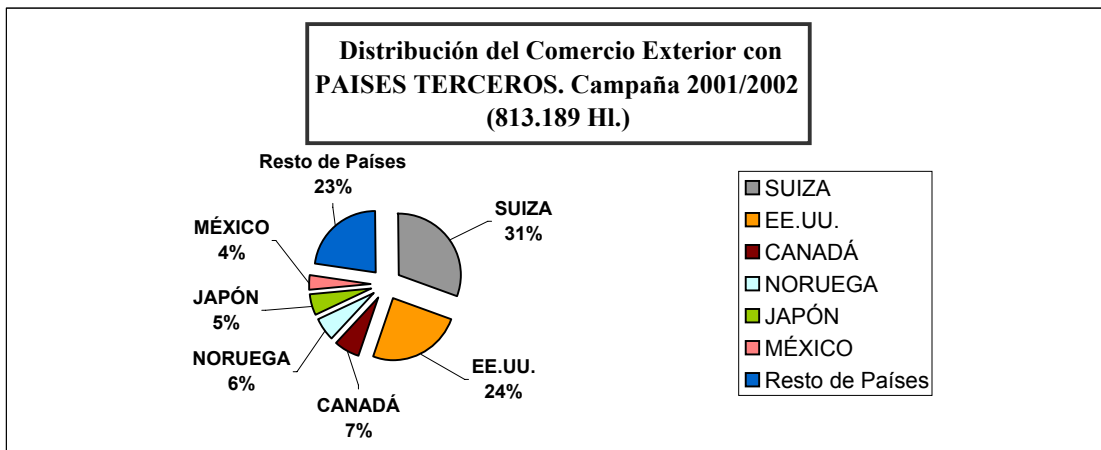
**COMERCIO EXTERIOR (HI.) DE LOS V.C.P.R.D. ESPAÑOLES.**  
**DISTRIBUCIÓN POR PAÍSES TERCEROS**  
**CAMPAÑA 2001/2002**

| V.C.P.R.D.              | Noruega       | Suiza          | Rusia        | TOTAL EUROPA NO U.E. | Argentina    | Brasil       | Canadá        | EE.UU.         | México        | Venezuela    | TOTAL AMÉRICA  | China        | Japón         | TOTAL ASIA    | Australia    | TOTAL OCEANÍA | OTROS         | TOTAL NO UNIÓN EUROPEA | TOTAL MUNDIAL    |
|-------------------------|---------------|----------------|--------------|----------------------|--------------|--------------|---------------|----------------|---------------|--------------|----------------|--------------|---------------|---------------|--------------|---------------|---------------|------------------------|------------------|
| ABONA                   |               |                |              |                      |              |              |               |                |               |              |                |              |               |               |              |               |               | 0                      | 0                |
| ALELLA                  |               | 36             |              | 103                  |              |              |               | 80             |               |              | 80             |              | 29            | 29            |              |               | 3             | 215                    | 399              |
| ALICANTE                | 667           | 17.833         |              | 18.500               |              | 315          | 1             | 58             | 264           |              | 638            |              | 488           | 488           | 14           | 14            | 166           | 19.806                 | 39.423           |
| ALMANSA                 | 695           | 1.779          |              | 2.474                |              |              | 3.690         | 341            |               |              | 4.031          |              | 30            | 30            |              |               |               | 6.535                  | 64.828           |
| AMPURDÁN-COSTA BRAVA    | 43            | 371            | 20           | 445                  |              |              | 43            | 206            |               |              | 252            |              | 62            | 62            |              |               | 1             | 760                    | 1.997            |
| BIERZO                  |               | 214            |              | 214                  |              |              |               |                |               |              |                |              |               |               |              |               | 291           | 505                    | 751              |
| BINISALEM-MALLORCA      |               | 9              | 4            | 13                   |              |              |               | 9              |               |              | 9              |              | 19            | 19            |              |               |               | 41                     | 374              |
| BULLAS                  | 304           |                |              | 304                  |              |              |               | 73             |               |              | 73             |              |               |               |              |               |               | 377                    | 2.662            |
| CALATAYUD               | 619           | 237            | 23           | 880                  |              |              | 152           | 3.089          | 116           |              | 3.370          | 16           | 71            | 87            | 135          | 135           | 18            | 4.490                  | 29.862           |
| CAMPO DE BORJA          | 148           | 1.421          | 388          | 1.957                |              |              | 113           | 10.971         |               | 502          | 11.586         |              | 276           | 276           |              | 42            | 1.172         | 15.033                 | 30.819           |
| CARIÑENA                | 41            | 5.199          |              | 5.240                |              | 25           | 2.221         | 419            | 357           | 105          | 3.127          |              | 514           | 514           |              |               | 2.142         | 11.023                 | 117.192          |
| CATALUÑA                | 6.134         | 2.644          | 658          | 9.436                |              | 27           | 5.147         | 11.524         | 2.375         | 123          | 19.196         | 148          | 3.064         | 3.212         | 220          | 220           | 32.583        | 64.647                 | 122.895          |
| CAVA                    | 4.830         | 21.081         | 764          | 26.675               | 2.020        | 825          | 11.827        | 64.260         | 1.659         | 4.011        | 84.602         | 25           | 17.137        | 17.162        | 1.212        | 1.212         | 19.001        | 148.652                | 778.871          |
| CHACOLÍ DE BIZKAIA      |               |                |              |                      |              |              |               |                |               |              |                |              |               |               |              |               |               | 0                      | 0                |
| CHACOLÍ DE GETARIA      |               | 1              |              | 1                    |              |              |               | 103            |               |              | 103            |              |               |               |              |               |               | 104                    | 249              |
| CIGALES                 |               | 25             |              | 33                   |              |              |               | 12             |               |              | 29             |              |               |               |              |               |               | 62                     | 2.000            |
| CONCA DE BARBERÀ        |               | 59             | 5            | 64                   |              |              | 329           |                | 8             |              | 337            |              |               |               |              |               | 40            | 441                    | 18.528           |
| CONDADO DE HUELVA       |               |                |              |                      |              |              |               |                |               |              |                |              |               |               |              |               |               | 0                      | 10.005           |
| COSTERS DEL SEGRE       | 627           | 1.527          | 31           | 2.259                |              | 47           | 80            | 1.505          | 20            |              | 1.701          |              | 196           | 203           |              |               | 37            | 4.200                  | 15.202           |
| EL HIERRO               |               |                |              |                      |              |              |               |                |               |              |                |              |               |               |              |               |               | 0                      | 0                |
| JEREZ Y MANZANILLA S.B. | 1.805         | 2.240          | 159          | 9.711                | 10           | 113          | 5.421         | 24.821         | 663           | 404          | 33.422         | 30           | 1.370         | 1.951         | 469          | 1.038         | 19            | 46.141                 | 567.029          |
| JUMILLA                 |               | 39.960         | 150          | 40.550               |              |              |               | 236            | 32            |              | 332            | 5            | 161           | 363           |              |               | 98            | 41.343                 | 79.917           |
| LA MANCHA               | 170           | 1.189          | 385          | 1.744                |              | 4            | 645           | 3.080          | 177           |              | 3.906          |              | 357           | 357           | 27           | 27            | 8.524         | 14.558                 | 190.729          |
| LANZAROTE               |               |                |              |                      |              |              |               |                |               |              |                |              |               |               |              |               |               | 0                      | 276              |
| LA PALMA                |               |                |              |                      |              |              |               |                |               |              |                |              |               |               |              |               |               | 0                      | 0                |
| MÁLAGA Y SIERRA MÁLAGA  |               | 593            |              | 1.671                | 3            |              |               | 18             | 18            |              | 182            |              | 38            | 40            | 5            | 5             | 0             | 1.898                  | 9.866            |
| MÉNTRIDA                |               |                |              |                      |              |              |               | 180            |               |              | 180            |              |               |               |              |               |               | 180                    | 525              |
| MONDÉJAR                |               |                |              |                      |              |              |               |                |               |              |                |              |               |               |              |               |               | 0                      | 15               |
| MONTERREI               |               | 20             |              | 20                   |              |              |               | 132            |               |              | 132            |              |               | 20            |              |               |               | 172                    | 212              |
| MONTILLA-MORILES        | 11            | 58             |              | 685                  | 2            |              | 793           | 456            | 1             |              | 1.270          | 2            | 13            | 15            |              | 1             | 108           | 2.079                  | 55.965           |
| NAVARRA                 | 2.888         | 17.085         | 70           | 20.706               | 114          | 1.128        | 6.962         | 798            | 44            |              | 9.442          | 33           | 773           | 1.747         |              | 225           |               | 32.120                 | 142.042          |
| PENEDÉS                 | 8.004         | 3.320          | 575          | 16.306               | 28           | 130          | 2.587         | 3.995          | 1.494         | 211          | 13.845         | 150          | 3.554         | 5.337         | 104          | 216           | 15.825        | 51.529                 | 129.770          |
| PLA DE BAGES            | 91            | 95             |              | 186                  |              | 28           |               |                |               |              | 28             |              | 76            | 76            |              |               | 72            | 362                    | 1.589            |
| PLA I LLEVANT           |               |                |              |                      |              |              |               |                |               |              |                |              |               |               |              |               |               | 0                      | 125              |
| PRIORATO                | 21            | 947            |              | 982                  | 0            | 25           | 36            | 1.106          | 87            |              | 1.394          |              | 256           | 320           | 1            | 9             |               | 2.705                  | 5.048            |
| RIAS BAIXAS             | 72            | 552            | 14           | 639                  | 48           | 60           | 94            | 2.612          | 276           | 119          | 3.210          | 50           | 152           | 202           | 9            | 9             | 1.021         | 5.081                  | 7.438            |
| RIBEIRA SACRA           |               | 11             |              | 11                   |              |              |               | 34             |               |              | 235            |              |               |               |              |               |               | 246                    | 261              |
| RIBEIRO (1)             |               |                |              |                      |              |              |               |                |               |              |                |              |               |               |              |               |               | -                      | 1.906            |
| RIBERA DEL DUERO (2)    | 55            | 1.589          | 60           | 1.704                | 1            | 76           | 197           | 3.622          | 862           |              | 4.758          |              | 43            | 43            | 3            | 3             | 991           | 7.499                  | 12.570           |
| RIBERA DEL GUADIANA     | 162           | 987            |              | 1.149                |              |              | 15            | 282            | 7             |              | 304            |              | 87            | 87            |              |               | 25            | 1.565                  | 13.267           |
| RIOJA                   | 18.770        | 60.582         | 1.054        | 88.266               | 8            | 2.130        | 3.979         | 44.783         | 13.779        | 2.130        | 79.217         | 611          | 5.583         | 7.931         | 362          | 396           | 4.673         | 180.483                | 677.990          |
| RUEDA                   | 85            | 1.574          | 17           | 1.676                | 2            | 112          | 538           | 2.814          | 704           |              | 4.170          |              | 322           | 322           | 29           | 29            | 1.297         | 7.494                  | 25.984           |
| SOMONTANO               | 649           | 1.676          |              | 2.325                |              | 156          | 1.054         | 603            | 72            |              | 1.887          | 6            | 933           | 939           |              |               | 1.934         | 7.085                  | 18.368           |
| TACORONTE-ACENTEJO      |               | 8              |              | 8                    |              |              |               | 12             |               |              | 12             |              |               |               |              |               |               | 20                     | 94               |
| TARRAGONA               |               | 522            | 102          | 624                  |              |              | 19            | 1.850          | 5             |              | 1.869          | 6            | 9             | 15            |              |               | 462           | 2.970                  | 33.360           |
| TERRA ALTA              | 18            | 354            | 34           | 406                  |              | 10           |               | 391            |               |              | 406            |              | 38            | 38            |              |               | 260           | 1.110                  | 26.771           |
| TORO (3)                |               |                |              |                      |              |              |               |                |               |              |                |              |               |               |              |               |               | -                      | -                |
| UTIEL-REQUENA           | 1.420         | 28.151         | 851          | 30.422               |              | 55           | 1.452         | 1.231          | 3.170         |              | 5.908          |              | 290           | 290           |              |               | 3.898         | 40.518                 | 167.488          |
| VALDEORRAS              |               | 87             |              | 87                   |              |              |               | 158            | 3             |              | 161            |              |               |               |              |               |               | 248                    | 275              |
| VALDEPEÑAS              | 693           | 9.104          | 45           | 11.696               |              | 126          | 1.979         | 1.429          | 1.304         | 1.102        | 6.410          | 124          | 815           | 1.179         | 20           | 20            | 18            | 19.323                 | 165.645          |
| VALENCIA                | 2.245         | 25.265         | 2.025        | 38.253               |              | 110          | 4.270         | 1.921          | 2.911         | 252          | 10.970         | 29           | 6.393         | 8.830         |              |               | 708           | 58.761                 | 369.994          |
| VALLE DE GÚIMAR         |               |                |              |                      |              |              |               |                |               |              |                |              |               |               |              |               |               | 0                      | 0                |
| VALLE DE LA OROTAVA     |               |                |              |                      |              |              |               |                |               |              |                |              |               |               |              |               |               | 0                      | 0                |
| VINOS DE MADRID         |               | 176            |              | 375                  |              | 54           |               | 663            |               |              | 892            |              | 113           | 113           |              |               |               | 1.380                  | 3.669            |
| VCODEN-DAUTE-ISORA      |               |                |              |                      |              |              |               |                |               |              |                |              |               |               |              |               |               | 0                      | 39               |
| VECLA                   | 63            | 724            |              | 787                  |              | 23           | 5.324         | 2.362          |               |              | 7.709          | 36           | 252           | 288           |              | 54            | 590           | 9.428                  | 21.079           |
| <b>TOTAL</b>            | <b>51.330</b> | <b>249.305</b> | <b>7.434</b> | <b>339.587</b>       | <b>2.122</b> | <b>4.565</b> | <b>53.134</b> | <b>198.403</b> | <b>31.162</b> | <b>9.003</b> | <b>321.385</b> | <b>1.271</b> | <b>43.514</b> | <b>52.585</b> | <b>2.610</b> | <b>3.655</b>  | <b>95.977</b> | <b>813.189</b>         | <b>3.965.363</b> |

(1) En la D.O. Ribeiro, se desconoce el desglose de las exportaciones por países.

(2) En la D.O. Ribera del Duero, los datos de las exportaciones corresponden a 47 bodegas (de las 147 inscritas) que enviaron la información al Consejo Regulador.

(3) El Consejo Regulador de la D.O. Toro no dispone de datos sobre el comercio exterior.



**Distribución del Comercio Exterior por Zonas Económicas.  
Campaña 2001/2002  
(3.965.363 HI.)**

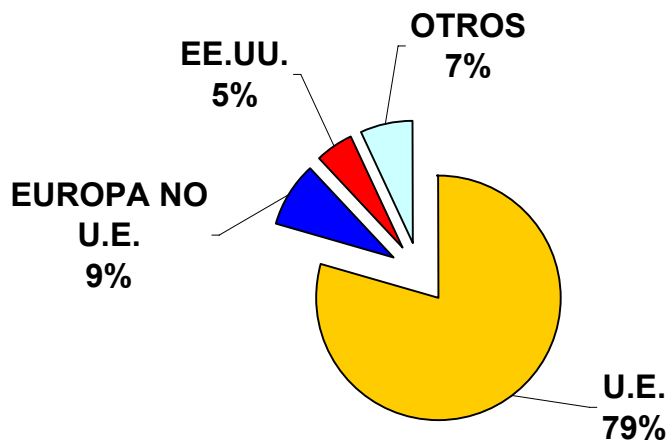
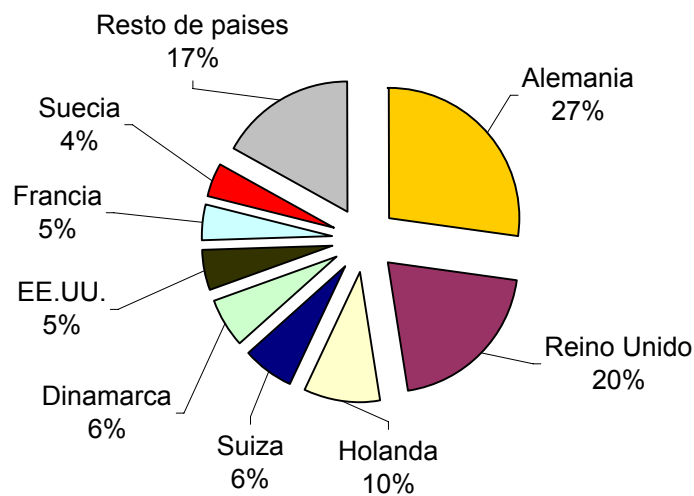


Gráfico XX (c)

**Distribución del Comercio Exterior por Países  
Campaña 2001/2002  
(3.965.363 HI.)**



**VALOR ECONÓMICO DEL COMERCIO DE LOS V.C.P.R.D. ESPAÑOLES**  
**Campaña 2001/2002 (Datos en €)**

| V.C.P.R.D.              | MERCADO NACIONAL |                             | COMERCIO EXTERIOR |                                |           |                                |             |                             | COMERCIO TOTAL<br>€ |
|-------------------------|------------------|-----------------------------|-------------------|--------------------------------|-----------|--------------------------------|-------------|-----------------------------|---------------------|
|                         | €                | (% sobre el Comercio Total) | EMBOTELLADO       |                                | A GRANEL  |                                | TOTAL       |                             |                     |
|                         |                  |                             | €                 | (% sobre el Comercio Exterior) | €         | (% sobre el Comercio Exterior) | €           | (% sobre el Comercio Total) |                     |
| ABONA                   | 910.398          | 100                         |                   |                                |           |                                |             |                             | 910.398             |
| ALELLA                  | 2.606.950        | 94                          | 158.717           | 100                            |           |                                | 158.717     | 6                           | 2.765.667           |
| ALICANTE                | (*)              |                             | (*)               |                                | (*)       |                                | (*)         |                             | (*)                 |
| ALMANSA                 | 3.900.000        | 39                          | 3.495.572         | 58                             | 2.533.923 | 42                             | 6.029.495   | 61                          | 9.929.495           |
| AMPURDÁN-COSTA BRAVA    | (*)              |                             | (*)               |                                |           |                                | (*)         |                             | (*)                 |
| BIERZO                  | (*)              |                             | (*)               |                                |           |                                | (*)         |                             | (*)                 |
| BINISALEM-MALLORCA      | 4.271.843        | 95                          | 208.981           | 100                            |           |                                | 208.981     | 5                           | 4.480.824           |
| BULLAS                  | 739.646          | 57                          | 558.169           | 100                            |           |                                | 558.169     | 43                          | 1.297.815           |
| CALATAYUD               | 899.336          | 15                          | 5.114.010         | 97                             | 170.154   | 3                              | 5.284.164   | 85                          | 6.183.500           |
| CAMPO DE BORJA          | 3.159.051        | 29                          | 7.843.284         | 100                            |           |                                | 7.843.284   | 71                          | 11.002.335          |
| CARIÑENA                | (*)              |                             | 29.781.743        | 99                             | 385.834   | 1                              | 30.167.577  |                             | ---                 |
| CATALUNYA               | 36.259.408       | 51                          | 34.945.759        | 100                            |           |                                | 34.945.759  | 49                          | 71.205.167          |
| CAVA                    | 292.596.732      | 54                          | 248.074.243       | 100                            |           |                                | 248.074.243 | 46                          | 540.670.975         |
| CHACOLÍ DE BIZKAIA      | 1.464.170        | 100                         |                   |                                |           |                                |             |                             | 1.464.170           |
| CHACOLÍ DE GETARIA      | 3.300.000        | 96                          | 120.000           | 100                            |           |                                | 120.000     | 4                           | 3.420.000           |
| CIGALES                 | 6.135.314        | 91                          | 600.000           | 100                            |           |                                | 600.000     | 9                           | 6.735.314           |
| CONCA DE BARBERÀ        | (*)              |                             | 2.621.637         | 86                             | 439.075   | 14                             | 3.060.712   |                             | ---                 |
| CONDADO DE HUELVA       | 5.544.457        | 94                          | 642               | 0,2                            | 360.242   | 99,8                           | 360.884     | 6                           | 5.905.341           |
| COSTERS DEL SEGRE       | (*)              |                             | 7.424.898         | 100                            |           |                                | 7.424.898   |                             | ---                 |
| EL HIERRO               | 450.000          | 100                         |                   |                                |           |                                |             |                             | 450.000             |
| JEREZ Y MANZANILLA S.B. | (*)              |                             | (*)               |                                | (*)       |                                | (*)         |                             | (*)                 |
| JUMILLA                 | 14.606.102       | 67                          | 2.518.684         | 35                             | 4.686.785 | 65                             | 7.205.469   | 33                          | 21.811.571          |
| LA MANCHA               | 175.502.650      | 90                          | 15.409.672        | 79                             | 4.196.622 | 21                             | 19.606.294  | 10                          | 195.108.944         |
| LANZAROTE               | 6.407.739        | 98                          | 124.133           | 100                            |           |                                | 124.133     | 2                           | 6.531.872           |
| LA PALMA                | 1.064.471        | 100                         |                   |                                |           |                                |             |                             | 1.064.471           |
| MÁLAGA Y SIERR.MÁLAGA   | (*)              |                             | (*)               |                                | (*)       |                                | (*)         |                             | (*)                 |
| MÉNTRIDA                | (*)              |                             | 115.650           | 68                             | 53.400    | 32                             | 169.050     |                             | ---                 |
| MONDÉJAR                | 415.000          | 96                          | 16.500            | 100                            |           |                                | 16.500      | 4                           | 431.500             |
| MONTERREI               | 1.036.770        | 89                          | 127.200           | 100                            |           |                                | 127.200     | 11                          | 1.163.970           |
| MONTILLA-MORILES        | (*)              |                             | 2.144.695         | 41                             | 3.144.091 | 59                             | 5.288.786   |                             | ---                 |
| NAVARRA                 | (*)              |                             | (*)               |                                | (*)       |                                | (*)         |                             | (*)                 |
| PENEDÉS                 | (*)              |                             | (*)               |                                |           |                                | (*)         |                             | (*)                 |
| PLA DE BAGES            | 3.030.498        | 86                          | 502.452           | 100                            |           |                                | 502.452     | 14                          | 3.532.950           |
| PLA I LLEVANT           | 1.595.632        | 97                          | 57.169            | 100                            |           |                                | 57.169      | 3                           | 1.652.801           |
| PRIORATO                | 4.687.551        | 42                          | 6.577.222         | 100                            |           |                                | 6.577.222   | 58                          | 11.264.773          |
| RIAS BAIXAS             | (*)              |                             | 5.281.915         | 100                            |           |                                | 5.281.915   |                             | ---                 |
| RIBEIRA SACRA           | 4.968.291        | 97                          | 151.339           | 100                            |           |                                | 151.339     | 3                           | 5.119.630           |
| RIBEIRO                 | 14.870.000       | 96                          | 684.045           | 100                            |           |                                | 684.045     | 4                           | 15.554.045          |
| RIBERA DEL DUERO        | (*)              |                             | (*)               |                                |           |                                | (*)         |                             | (*)                 |
| RIBERA DEL GUADIANA     | 754.204          | 17                          | 3.690.192         | 99,8                           | 6.863     | 0,2                            | 3.697.055   | 83                          | 4.451.259           |
| RIOJA                   | (*)              |                             | 300.836.267       | 100                            |           |                                | 300.836.267 |                             | ---                 |
| RUEDA                   | (*)              |                             | (*)               |                                |           |                                | (*)         |                             | (*)                 |
| SOMONTANO               | 31.029.070       | 82                          | 6.821.572         | 100                            |           |                                | 6.821.572   | 18                          | 37.850.642          |
| TACORONTE-ACENTEJO      | 4.292.428        | 99                          | 50.460            | 100                            |           |                                | 50.460      | 1                           | 4.342.888           |
| TARRAGONA               | 9.706.602        | 68                          | 2.998.832         | 64                             | 1.651.664 | 36                             | 4.650.496   | 32                          | 14.357.098          |
| TERRA ALTA              | 16.315.615       |                             | (*)               |                                |           |                                | (*)         |                             | ---                 |
| TORO                    | (*)              |                             | 4.060.421         | 99,9                           | 4.493     | 0,1                            | 4.064.914   |                             | ---                 |
| UTIEL-REQUENA           | 20.173.758       | 36                          | 32.901.055        | 92                             | 2.760.499 | 8                              | 35.661.554  | 64                          | 55.835.312          |
| VALDEORRAS              | (*)              |                             | (*)               |                                |           |                                | (*)         |                             | (*)                 |
| VALDEPEÑAS              | (*)              |                             | (*)               |                                | (*)       |                                | (*)         |                             | (*)                 |
| VALENCIA                | (*)              |                             | (*)               |                                | (*)       |                                | (*)         |                             | (*)                 |
| VALLE DE GÜIMAR         | 565.130          | 100                         |                   |                                |           |                                |             |                             | 565.130             |
| VALLE DE LA OROTAVA     | 2.182.350        | 100                         |                   |                                |           |                                |             |                             | 2.182.350           |
| VINOS DE MADRID         | (*)              |                             | (*)               |                                |           |                                | (*)         |                             | (*)                 |
| YCODEN-DAUTE-ISORA      | 2.272.787        | 99                          | 16.408            | 100                            |           |                                | 16.408      | 1                           | 2.289.195           |
| YECLA                   | (*)              |                             | (*)               |                                | (*)       |                                | (*)         |                             | (*)                 |

(\*) Sin datos del Consejo Regulador

**EXISTENCIAS EN BODEGA DE LOS V.C.P.R.D. ESPAÑOLES (HL.).  
CAMPAÑA 2001/2002**

| V.C.P.R.D.              | A 31/07/01        | A FINAL DE CAMPAÑA 2001/2002 |                |                   |                  |                  |          |                   | VARIACIÓN      |
|-------------------------|-------------------|------------------------------|----------------|-------------------|------------------|------------------|----------|-------------------|----------------|
|                         | TOTAL             | BLANCO                       | ROSADO         | TINTO             | DE LICOR         | ESPUMOSO         | DE AGUJA | TOTAL             |                |
| ABONA                   | 6.056             | 6.452                        |                | 492               |                  |                  |          | 6.944             | 888            |
| ALELLA                  | 6.668             | 3.483                        | 529            | 2.766             |                  |                  |          | 6.778             | 110            |
| ALICANTE                | 99.725            | 9.801                        | 10.631         | 95.674            | 2.663            |                  |          | 118.769           | 19.044         |
| ALMANSA                 | 60.300            |                              |                | 31.670            |                  |                  |          | 31.670            | -28.630        |
| AMPURDÁN-COSTA BRAVA    | 38.665            | 8.549                        | 22.244         | 18.200            |                  |                  |          | 48.993            | 10.328         |
| BIERZO                  | 73.695            | 5.866                        | 4.399          | 38.617            |                  |                  |          | 48.882            | -24.813        |
| BINISALEM-MALLORCA      | 16.194            | 617                          | 613            | 10.004            |                  | 82               |          | 11.316            | -4.878         |
| BULLAS                  | 1.299             | 1.900                        | 278            | 10.408            |                  |                  |          | 12.586            | 11.287         |
| CALATAYUD               | 69.723            | 8.062                        | 2.307          | 52.765            |                  |                  |          | 63.134            | -6.589         |
| CAMPO DE BORJA          | 100.915           | 2.284                        | 3.901          | 71.390            |                  |                  |          | 77.575            | -23.340        |
| CARIÑENA                | 303.585           | 12.973                       | 14.406         | 289.272           | 1.137            |                  |          | 317.788           | 14.203         |
| CATALUNYA               | 244.300           | 28.958                       | 11.110         | 161.865           | 41               |                  |          | 201.974           | -42.326        |
| CAVA                    | 2.576.127         |                              |                |                   |                  | 2.657.601        |          | 2.657.601         | 81.474         |
| CHACOLÍ DE BIZKAIA      | 829               | 669                          | 14             | 9                 |                  |                  |          | 692               | -137           |
| CHACOLÍ DE GETARIA      | 1.611             | 1.234                        |                |                   |                  |                  |          | 1.234             | -377           |
| CIGALES                 | 67.830            |                              | 19.537         | 23.913            |                  |                  |          | 43.450            | -24.380        |
| CONCA DE BARBERÁ        | 9.075             | 7.200                        | 350            | 2.700             |                  |                  |          | 10.250            | 1.175          |
| CONDADO DE HUELVA       | 125.766           | 64.898                       |                |                   | 63.568           |                  |          | 128.466           | 2.700          |
| COSTERS DEL SEGRE       | 137.467           | 25.218                       | 3.765          | 112.094           |                  | 255              |          | 141.332           | 3.865          |
| EL HIERRO               | 1.910             | 2.066                        | 90             | 518               | 12               |                  |          | 2.686             | 776            |
| JEREZ Y MANZANILLA S.B. | 2.769.122         |                              |                |                   | 2.835.185        |                  |          | 2.835.185         | 66.063         |
| JUMILLA                 | 322.829           | 22.596                       | 31.955         | 287.595           |                  |                  |          | 342.146           | 19.317         |
| LA MANCHA               | 633.312           | 96.500                       | 625            | 503.401           |                  | 1.130            |          | 601.656           | -31.656        |
| LANZAROTE               | 20.182            | 16.790                       | 73             | 2.336             | 923              |                  |          | 20.122            | -60            |
| LA PALMA                | 12.720            | 1.383                        | 28             | 3.629             | 54               |                  |          | 5.094             | -7.626         |
| MÁLAGA Y SIERR.MÁLAGA   | 64.105            |                              |                |                   | 59.026           |                  |          | 59.026            | -5.079         |
| MÉNTRIDA                | (*)               |                              |                |                   |                  |                  |          | (*)               | ---            |
| MONDÉJAR                | 9.616             | 500                          | 275            | 9.225             |                  |                  |          | 10.000            | 384            |
| MONTERREI               | 2.892             | 1.494                        |                | 1.713             |                  |                  |          | 3.207             | 315            |
| MONTILLA-MORILES        | 616.152           | 379.501                      |                |                   | 456.164          |                  |          | 835.665           | 219.513        |
| NAVARRA                 | 1.173.348         | 27.441                       | 81.260         | 995.763           | 5.485            |                  |          | 1.109.949         | -63.399        |
| PENEDÉS                 | (*)               |                              |                |                   |                  |                  |          | (*)               | ---            |
| PLA DE BAGES            | 8.195             | 2.103                        | 49             | 4.659             |                  |                  |          | 6.811             | -1.384         |
| PLA I LLEVANT           | 2.753             |                              |                |                   |                  |                  |          | (*)               | ---            |
| PRIORATO                | 25.880            | 1.111                        |                | 30.439            | 441              |                  |          | 31.991            | 6.111          |
| RIAS BAIXAS             | 17.605            | 49.643                       |                | 430               |                  |                  |          | 50.073            | 32.468         |
| RIBEIRA SACRA           | 12.136            | 401                          |                | 9.069             |                  |                  |          | 9.470             | -2.666         |
| RIBEIRO                 | 37.158            | 58.500                       |                | 7.500             |                  |                  |          | 66.000            | 28.842         |
| RIBERA DEL DUERO        | 692.755           |                              | 11.873         | 700.453           |                  |                  |          | 712.326           | 19.571         |
| RIBERA DEL GUADIANA     | 105.131           | 13.157                       | 1.339          | 105.485           |                  |                  |          | 119.981           | 14.850         |
| RIOJA                   | 6.486.499         | 116.118                      | 67.360         | 6.156.352         |                  |                  |          | 6.339.830         | -146.669       |
| RUEDA                   | 115.588           | 69.771                       | 670            | 29.708            | 3.354            | 1.247            |          | 104.750           | -10.838        |
| SOMONTANO               | 90.606            | 6.266                        | 1.163          | 83.177            |                  |                  |          | 90.606            | 0              |
| TACORONTE-ACENTEJO      | 6.227             | 641                          | 20             | 9.870             |                  |                  |          | 10.531            | 4.304          |
| TARRAGONA               | 248.978           | 65.738                       | 18.034         | 82.154            | 9.895            |                  |          | 175.821           | -73.157        |
| TERRA ALTA              | 161.471           | 68.661                       |                | 97.081            |                  |                  |          | 165.742           | 4.271          |
| TORO                    | 123.598           | 2.922                        | 5.144          | 114.573           |                  |                  |          | 122.639           | -959           |
| UTIEL-REQUENA           | 352.984           | 21.729                       | 52.204         | 356.249           |                  | 6.500            |          | 436.682           | 83.698         |
| VALDEORRAS              | 39.560            | 15.523                       |                | 17.692            |                  |                  |          | 33.215            | -6.345         |
| VALDEPEÑAS              | 659.643           | 57.979                       | 30.758         | 711.554           |                  |                  |          | 800.291           | 140.648        |
| VALENCIA                | 177.726           | 95.381                       | 5.797          | 38.792            | 29.125           |                  |          | 169.095           | -8.631         |
| VALLE DE GÜIMAR         | 4.129             | 1.793                        |                | 456               |                  |                  |          | 2.249             | -1.880         |
| VALLE DE LA OROTAVA     | 15.236            | 7.853                        | 793            | 7.139             |                  |                  |          | 15.785            | 549            |
| VINOS DE MADRID         | 84.509            | 6.315                        | 6.049          | 48.946            | 92               |                  |          | 61.402            | -23.107        |
| YCODEN-DAUTE-ISORA      | 9.306             | 7.563                        | 824            | 1.835             |                  |                  |          | 10.222            | 916            |
| YECLA                   | 37.172            | 2.472                        | 5.374          | 21.498            |                  |                  |          | 29.344            | -7.828         |
| <b>TOTAL</b>            | <b>19.080.863</b> | <b>1.408.075</b>             | <b>415.841</b> | <b>11.361.130</b> | <b>3.467.165</b> | <b>2.666.815</b> | <b>0</b> | <b>19.319.026</b> | <b>238.163</b> |

(\*) Sin datos del Consejo Regulador



