

SEGUIMIENTO DEL MERCADO DEL ARROZ

Campaña 2025/2026

MARZO 2026

SEMANA 13

ÍNDICE:

Evolución de los precios mundiales de arroz blanco índica
Evolución de los precios comunitarios y nacionales de arroz blanco índica y japónica
Evolución de los precios comunitarios y nacionales de arroz cáscara índica y japónica

Precios nacionales: SEMANA 13 (del 23 de marzo al 29 de marzo)
Precios comunitarios SEMANA 13 (del 23 de marzo al 29 de marzo)
Precios mundiales: 31 de marzo

Campaña de comercialización desde el 1 de septiembre hasta el 31 de agosto del año siguiente

Nota: Entre las informaciones manejadas para elaborar este informe se encuentran las de la S. G. Análisis, Coordinación y Estadísticas de la Subsecretaría del MAPA, el Consejo Internacional de Cereales (CIC), la Comisión Europea y diversas publicaciones del ámbito agrario nacional e internacional.

NIPO: 003-25-023-7

<https://cpage.mpr.gob.es/>

**SUBDIRECCIÓN GENERAL DE CULTIVOS HERBÁCEOS E INDUSTRIALES Y ACEITE DE OLIVA
DIRECCIÓN GENERAL DE PRODUCCIONES Y MERCADOS AGRARIOS. MAPA.**



Aviso Legal: los contenidos de esta publicación podrán ser reutilizados, citando la fuente y la fecha, en su caso, de la última actualización.

Título:

Seguimiento del Mercado del Arroz.

Edita:

© Ministerio de Agricultura, Pesca y Alimentación.
Secretaría General Técnica. Centro de Publicaciones.

Unidad proponente:

Dirección General de Producciones y Mercados Agrarios.
Subdirección General de Cultivos Herbáceos e Industriales y Aceite de Oliva.

NIPO: 003-25-023-7

Tienda online:

www.mapa.gob.es

<https://servicio.mapa.gob.es/tienda/>

e-mail:

centropublicaciones@mapa.es

Catálogo de Publicaciones de la Administración General del Estado:

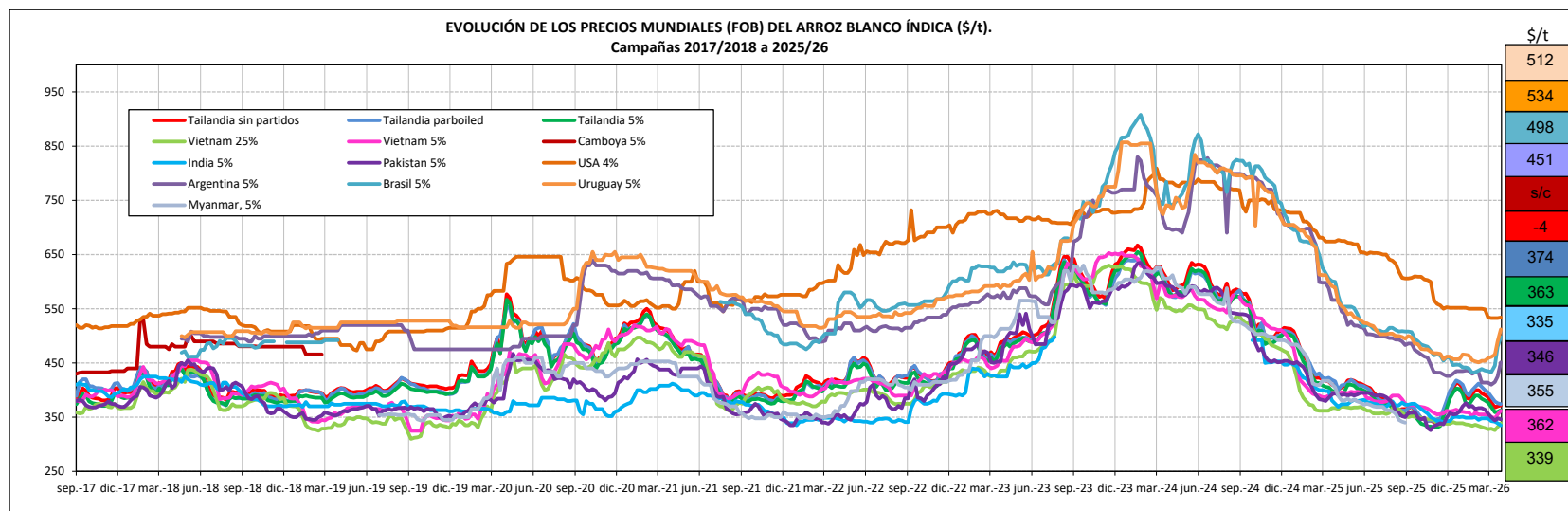
<https://cpage.mpr.gob.es/>

Para contribuir a la protección del medio ambiente, se recomienda imprimir esta publicación únicamente si es estrictamente necesario, ya sea en su totalidad o en parte.

| | | |
|--|---|--------------------------------------|
|  GOBIERNO DE ESPAÑA | MINISTERIO DE AGRICULTURA, PESCA Y ALIMENTACIÓN | SUBSECRETARIA |
| | | SECRETARIA GENERAL TECNICA |
| | | DIVISION DE ARCHIVOS Y PUBLICACIONES |

| Semana 13. Marzo 2026 | | PRECIOS SEMANALES ARROZ. CAMPAÑA 2025/26 | | | | | | | | | | Semana 13. Marzo 2026 | | | | | | | | | | | | | | | | | | | | | | | | | | | | | | | | | | | | | | | | | | | | | | | | | | | | | | | | | | | | | | | | | | | | | | | | | | | | | | | | | | | | | | | | | | | | | | | | | | | | | | | | | | | | | | | | | | | | | | | | | | | | | | | | | | | | | | | | | | | | | | | | | | |
|--|-------------------|--|-------------------------|-----------------------|--------------|----------------|---------------------|---------------------|-----------------------|--|------------------------|-----------------------|-----------------------|--------------|--------------|--------------------|--------------------|-------------------------|-------------|----|-----------------------|-----|-----|---------------------|-----|-------------------|--------------------|-----------------|--------------|--------------|----------------|----------------|----------------|--------|---------|-------------------------|-----|----|----------------|--------|---|------------|-----|----|----------------|-----|-----|------------|-----|-----|-----|-----|-----|------------|-----|----|-----------------|-----|-------------------|----------|-----|-----|-----------------|-----|-----|-----------------|-----|-----|-----------------|-----|-----|-----------------|-----|----|-----------------|-----|-----|-------------------|-----|-----|-----------------|-----|-----|-----------------|-----|-----|------------------|-----|-----|------------|-----|-----|------------------|-----|-----|--|--|--|--|--|--|--|--|--|--|--|--|--|--|--|--|--|--|-------------------|-----|-----|-----|-----|------|------|-----------------|-----|-----|-----|-----|-----|-----|--------------------|-------|-----|----------------|------|------|------------------|-----|-----|-----|-----|-----|-----|-------------------|-------|----|----------------|------|------|-----------------|-----|-----|-----|-----|-----|---------------------------|-----|-----|-----|-----|-----|
| Última cotización \$/t | | Diferencia semanal \$/t | | % sobre la cotización | | | Campaña 2025/26 | | Última cotización €/t | | Diferencia semanal €/t | | % sobre la cotización | | | Campaña 2025/26 | | | | | | | | | | | | | | | | | | | | | | | | | | | | | | | | | | | | | | | | | | | | | | | | | | | | | | | | | | | | | | | | | | | | | | | | | | | | | | | | | | | | | | | | | | | | | | | | | | | | | | | | | | | | | | | | | | | | | | | | | | | | | | | | | | | | | | | | | | | | | | |
| | | | | semana anterior | mes anterior | año anterior | Mínimo campaña \$/t | Máximo campaña \$/t | | | | | semana anterior | mes anterior | año anterior | Mínimo campaña €/t | Máximo campaña €/t | | | | | | | | | | | | | | | | | | | | | | | | | | | | | | | | | | | | | | | | | | | | | | | | | | | | | | | | | | | | | | | | | | | | | | | | | | | | | | | | | | | | | | | | | | | | | | | | | | | | | | | | | | | | | | | | | | | | | | | | | | | | | | | | | | | | | | | | | | | | | |
| <p>ARROZ BLANCO (indica) \$/t <small>Elaboración Subdirección General de Cultivos Herbáceos e Industriales y Aceite de Oliva con fuente del Consejo Internacional de Cereales (CIC)</small></p> <p>Mundiales</p> <table border="1"> <tr> <td>Thailandia sin partidos</td> <td>372</td> <td>+2</td> <td>↑ +1 ↓ -4 ↓ -9</td> <td>341</td> <td>413</td> </tr> <tr> <td>Tailandia parboiled</td> <td>374</td> <td>-2</td> <td>↓ -1 ↓ -6 ↓ -10</td> <td>343</td> <td>418</td> </tr> <tr> <td>Tailandia 5%</td> <td>363</td> <td>+3</td> <td>↑ +1 ↓ -4 ↓ -9</td> <td>331</td> <td>403</td> </tr> <tr> <td>Vietnam 25%</td> <td>339</td> <td>+7</td> <td>↑ +2 ↑ +3 ↓ -8</td> <td>326</td> <td>352</td> </tr> <tr> <td>Vietnam 5%</td> <td>362</td> <td>+7</td> <td>↑ +2 ↑ +3 ↓ -8</td> <td>348</td> <td>373</td> </tr> <tr> <td>Camboya 5%</td> <td>s/c</td> <td>n/c</td> <td>n/c</td> <td>n/c</td> <td>n/c</td> </tr> <tr> <td>Myanmar 5%</td> <td>355</td> <td>+8</td> <td>↑ +2 ↓ -0 ↓ -12</td> <td>317</td> <td>356</td> </tr> <tr> <td>India 5%</td> <td>335</td> <td>-4</td> <td>↓ -1 ↓ -4 ↓ -11</td> <td>335</td> <td>375</td> </tr> <tr> <td>Pakistan 5%</td> <td>346</td> <td>-2</td> <td>↓ -1 ↓ -3 ↓ -12</td> <td>326</td> <td>376</td> </tr> <tr> <td>USA 4%</td> <td>534</td> <td>+1</td> <td>→ +0 → +0 ↓ -21</td> <td>533</td> <td>610</td> </tr> <tr> <td>Argentina 5%</td> <td>451</td> <td>+26</td> <td>↑ +6 ↑ +9 ↓ -20</td> <td>410</td> <td>486</td> </tr> <tr> <td>Brazil 5%</td> <td>498</td> <td>+18</td> <td>↑ +4 ↑ +14 ↓ -17</td> <td>432</td> <td>508</td> </tr> <tr> <td>Uruguay 5%</td> <td>512</td> <td>+22</td> <td>↑ +4 ↑ +12 ↓ -13</td> <td>451</td> <td>512</td> </tr> </table> | | | | | | | | | | | | | | | | | | Thailandia sin partidos | 372 | +2 | ↑ +1 ↓ -4 ↓ -9 | 341 | 413 | Tailandia parboiled | 374 | -2 | ↓ -1 ↓ -6 ↓ -10 | 343 | 418 | Tailandia 5% | 363 | +3 | ↑ +1 ↓ -4 ↓ -9 | 331 | 403 | Vietnam 25% | 339 | +7 | ↑ +2 ↑ +3 ↓ -8 | 326 | 352 | Vietnam 5% | 362 | +7 | ↑ +2 ↑ +3 ↓ -8 | 348 | 373 | Camboya 5% | s/c | n/c | n/c | n/c | n/c | Myanmar 5% | 355 | +8 | ↑ +2 ↓ -0 ↓ -12 | 317 | 356 | India 5% | 335 | -4 | ↓ -1 ↓ -4 ↓ -11 | 335 | 375 | Pakistan 5% | 346 | -2 | ↓ -1 ↓ -3 ↓ -12 | 326 | 376 | USA 4% | 534 | +1 | → +0 → +0 ↓ -21 | 533 | 610 | Argentina 5% | 451 | +26 | ↑ +6 ↑ +9 ↓ -20 | 410 | 486 | Brazil 5% | 498 | +18 | ↑ +4 ↑ +14 ↓ -17 | 432 | 508 | Uruguay 5% | 512 | +22 | ↑ +4 ↑ +12 ↓ -13 | 451 | 512 | <p>ARROZ BLANCO €/t <small>Elaboración Subdirección General de Cultivos Herbáceos e Industriales y Aceite de Oliva con fuente de los Comités de Gestión UE y la S. G. Estadísticas MAPA</small></p> <p>Unión Europea</p> <table border="1"> <tr> <td>ITALIA (japónica)</td> <td>s/c</td> <td>n/c</td> <td>n/c</td> <td>n/c</td> <td>1452</td> <td>1582</td> </tr> <tr> <td>ITALIA (indica)</td> <td>s/c</td> <td>n/c</td> <td>n/c</td> <td>n/c</td> <td>n/c</td> <td>n/c</td> </tr> <tr> <td>FRANCIA (japónica)</td> <td>1.230</td> <td>+10</td> <td>→ +1 ↑ +2 ↓ -8</td> <td>1200</td> <td>1250</td> </tr> <tr> <td>FRANCIA (indica)</td> <td>s/c</td> <td>n/c</td> <td>n/c</td> <td>n/c</td> <td>n/c</td> <td>n/c</td> </tr> </table> <p>España</p> <table border="1"> <tr> <td>ESPAÑA (japónica)</td> <td>1.107</td> <td>+0</td> <td>→ +0 → +1 ↓ -5</td> <td>1066</td> <td>1176</td> </tr> <tr> <td>ESPAÑA (indica)</td> <td>s/c</td> <td>n/c</td> <td>n/c</td> <td>n/c</td> <td>n/c</td> </tr> <tr> <td>ESPAÑA (indica parboiled)</td> <td>s/c</td> <td>n/c</td> <td>n/c</td> <td>n/c</td> <td>n/c</td> </tr> </table> | | | | | | | | | | | | | | | | | | ITALIA (japónica) | s/c | n/c | n/c | n/c | 1452 | 1582 | ITALIA (indica) | s/c | n/c | n/c | n/c | n/c | n/c | FRANCIA (japónica) | 1.230 | +10 | → +1 ↑ +2 ↓ -8 | 1200 | 1250 | FRANCIA (indica) | s/c | n/c | n/c | n/c | n/c | n/c | ESPAÑA (japónica) | 1.107 | +0 | → +0 → +1 ↓ -5 | 1066 | 1176 | ESPAÑA (indica) | s/c | n/c | n/c | n/c | n/c | ESPAÑA (indica parboiled) | s/c | n/c | n/c | n/c | n/c |
| Thailandia sin partidos | 372 | +2 | ↑ +1 ↓ -4 ↓ -9 | 341 | 413 | | | | | | | | | | | | | | | | | | | | | | | | | | | | | | | | | | | | | | | | | | | | | | | | | | | | | | | | | | | | | | | | | | | | | | | | | | | | | | | | | | | | | | | | | | | | | | | | | | | | | | | | | | | | | | | | | | | | | | | | | | | | | | | | | | | | | | | | | | | | | | | | | | | | | | | | | |
| Tailandia parboiled | 374 | -2 | ↓ -1 ↓ -6 ↓ -10 | 343 | 418 | | | | | | | | | | | | | | | | | | | | | | | | | | | | | | | | | | | | | | | | | | | | | | | | | | | | | | | | | | | | | | | | | | | | | | | | | | | | | | | | | | | | | | | | | | | | | | | | | | | | | | | | | | | | | | | | | | | | | | | | | | | | | | | | | | | | | | | | | | | | | | | | | | | | | | | | | |
| Tailandia 5% | 363 | +3 | ↑ +1 ↓ -4 ↓ -9 | 331 | 403 | | | | | | | | | | | | | | | | | | | | | | | | | | | | | | | | | | | | | | | | | | | | | | | | | | | | | | | | | | | | | | | | | | | | | | | | | | | | | | | | | | | | | | | | | | | | | | | | | | | | | | | | | | | | | | | | | | | | | | | | | | | | | | | | | | | | | | | | | | | | | | | | | | | | | | | | | |
| Vietnam 25% | 339 | +7 | ↑ +2 ↑ +3 ↓ -8 | 326 | 352 | | | | | | | | | | | | | | | | | | | | | | | | | | | | | | | | | | | | | | | | | | | | | | | | | | | | | | | | | | | | | | | | | | | | | | | | | | | | | | | | | | | | | | | | | | | | | | | | | | | | | | | | | | | | | | | | | | | | | | | | | | | | | | | | | | | | | | | | | | | | | | | | | | | | | | | | | |
| Vietnam 5% | 362 | +7 | ↑ +2 ↑ +3 ↓ -8 | 348 | 373 | | | | | | | | | | | | | | | | | | | | | | | | | | | | | | | | | | | | | | | | | | | | | | | | | | | | | | | | | | | | | | | | | | | | | | | | | | | | | | | | | | | | | | | | | | | | | | | | | | | | | | | | | | | | | | | | | | | | | | | | | | | | | | | | | | | | | | | | | | | | | | | | | | | | | | | | | |
| Camboya 5% | s/c | n/c | n/c | n/c | n/c | | | | | | | | | | | | | | | | | | | | | | | | | | | | | | | | | | | | | | | | | | | | | | | | | | | | | | | | | | | | | | | | | | | | | | | | | | | | | | | | | | | | | | | | | | | | | | | | | | | | | | | | | | | | | | | | | | | | | | | | | | | | | | | | | | | | | | | | | | | | | | | | | | | | | | | | | |
| Myanmar 5% | 355 | +8 | ↑ +2 ↓ -0 ↓ -12 | 317 | 356 | | | | | | | | | | | | | | | | | | | | | | | | | | | | | | | | | | | | | | | | | | | | | | | | | | | | | | | | | | | | | | | | | | | | | | | | | | | | | | | | | | | | | | | | | | | | | | | | | | | | | | | | | | | | | | | | | | | | | | | | | | | | | | | | | | | | | | | | | | | | | | | | | | | | | | | | | |
| India 5% | 335 | -4 | ↓ -1 ↓ -4 ↓ -11 | 335 | 375 | | | | | | | | | | | | | | | | | | | | | | | | | | | | | | | | | | | | | | | | | | | | | | | | | | | | | | | | | | | | | | | | | | | | | | | | | | | | | | | | | | | | | | | | | | | | | | | | | | | | | | | | | | | | | | | | | | | | | | | | | | | | | | | | | | | | | | | | | | | | | | | | | | | | | | | | | |
| Pakistan 5% | 346 | -2 | ↓ -1 ↓ -3 ↓ -12 | 326 | 376 | | | | | | | | | | | | | | | | | | | | | | | | | | | | | | | | | | | | | | | | | | | | | | | | | | | | | | | | | | | | | | | | | | | | | | | | | | | | | | | | | | | | | | | | | | | | | | | | | | | | | | | | | | | | | | | | | | | | | | | | | | | | | | | | | | | | | | | | | | | | | | | | | | | | | | | | | |
| USA 4% | 534 | +1 | → +0 → +0 ↓ -21 | 533 | 610 | | | | | | | | | | | | | | | | | | | | | | | | | | | | | | | | | | | | | | | | | | | | | | | | | | | | | | | | | | | | | | | | | | | | | | | | | | | | | | | | | | | | | | | | | | | | | | | | | | | | | | | | | | | | | | | | | | | | | | | | | | | | | | | | | | | | | | | | | | | | | | | | | | | | | | | | | |
| Argentina 5% | 451 | +26 | ↑ +6 ↑ +9 ↓ -20 | 410 | 486 | | | | | | | | | | | | | | | | | | | | | | | | | | | | | | | | | | | | | | | | | | | | | | | | | | | | | | | | | | | | | | | | | | | | | | | | | | | | | | | | | | | | | | | | | | | | | | | | | | | | | | | | | | | | | | | | | | | | | | | | | | | | | | | | | | | | | | | | | | | | | | | | | | | | | | | | | |
| Brazil 5% | 498 | +18 | ↑ +4 ↑ +14 ↓ -17 | 432 | 508 | | | | | | | | | | | | | | | | | | | | | | | | | | | | | | | | | | | | | | | | | | | | | | | | | | | | | | | | | | | | | | | | | | | | | | | | | | | | | | | | | | | | | | | | | | | | | | | | | | | | | | | | | | | | | | | | | | | | | | | | | | | | | | | | | | | | | | | | | | | | | | | | | | | | | | | | | |
| Uruguay 5% | 512 | +22 | ↑ +4 ↑ +12 ↓ -13 | 451 | 512 | | | | | | | | | | | | | | | | | | | | | | | | | | | | | | | | | | | | | | | | | | | | | | | | | | | | | | | | | | | | | | | | | | | | | | | | | | | | | | | | | | | | | | | | | | | | | | | | | | | | | | | | | | | | | | | | | | | | | | | | | | | | | | | | | | | | | | | | | | | | | | | | | | | | | | | | | |
| ITALIA (japónica) | s/c | n/c | n/c | n/c | 1452 | 1582 | | | | | | | | | | | | | | | | | | | | | | | | | | | | | | | | | | | | | | | | | | | | | | | | | | | | | | | | | | | | | | | | | | | | | | | | | | | | | | | | | | | | | | | | | | | | | | | | | | | | | | | | | | | | | | | | | | | | | | | | | | | | | | | | | | | | | | | | | | | | | | | | | | | | | | | | |
| ITALIA (indica) | s/c | n/c | n/c | n/c | n/c | n/c | | | | | | | | | | | | | | | | | | | | | | | | | | | | | | | | | | | | | | | | | | | | | | | | | | | | | | | | | | | | | | | | | | | | | | | | | | | | | | | | | | | | | | | | | | | | | | | | | | | | | | | | | | | | | | | | | | | | | | | | | | | | | | | | | | | | | | | | | | | | | | | | | | | | | | | | |
| FRANCIA (japónica) | 1.230 | +10 | → +1 ↑ +2 ↓ -8 | 1200 | 1250 | | | | | | | | | | | | | | | | | | | | | | | | | | | | | | | | | | | | | | | | | | | | | | | | | | | | | | | | | | | | | | | | | | | | | | | | | | | | | | | | | | | | | | | | | | | | | | | | | | | | | | | | | | | | | | | | | | | | | | | | | | | | | | | | | | | | | | | | | | | | | | | | | | | | | | | | | |
| FRANCIA (indica) | s/c | n/c | n/c | n/c | n/c | n/c | | | | | | | | | | | | | | | | | | | | | | | | | | | | | | | | | | | | | | | | | | | | | | | | | | | | | | | | | | | | | | | | | | | | | | | | | | | | | | | | | | | | | | | | | | | | | | | | | | | | | | | | | | | | | | | | | | | | | | | | | | | | | | | | | | | | | | | | | | | | | | | | | | | | | | | | |
| ESPAÑA (japónica) | 1.107 | +0 | → +0 → +1 ↓ -5 | 1066 | 1176 | | | | | | | | | | | | | | | | | | | | | | | | | | | | | | | | | | | | | | | | | | | | | | | | | | | | | | | | | | | | | | | | | | | | | | | | | | | | | | | | | | | | | | | | | | | | | | | | | | | | | | | | | | | | | | | | | | | | | | | | | | | | | | | | | | | | | | | | | | | | | | | | | | | | | | | | | |
| ESPAÑA (indica) | s/c | n/c | n/c | n/c | n/c | | | | | | | | | | | | | | | | | | | | | | | | | | | | | | | | | | | | | | | | | | | | | | | | | | | | | | | | | | | | | | | | | | | | | | | | | | | | | | | | | | | | | | | | | | | | | | | | | | | | | | | | | | | | | | | | | | | | | | | | | | | | | | | | | | | | | | | | | | | | | | | | | | | | | | | | | |
| ESPAÑA (indica parboiled) | s/c | n/c | n/c | n/c | n/c | | | | | | | | | | | | | | | | | | | | | | | | | | | | | | | | | | | | | | | | | | | | | | | | | | | | | | | | | | | | | | | | | | | | | | | | | | | | | | | | | | | | | | | | | | | | | | | | | | | | | | | | | | | | | | | | | | | | | | | | | | | | | | | | | | | | | | | | | | | | | | | | | | | | | | | | | |
| <p>Tipo de Cambio EUR/USD <small>Elaboración Subdirección General de Cultivos Herbáceos e Industriales y Aceite de Oliva con fuente del Consejo Internacional de Cereales (CIC)</small></p> <table border="1"> <tr> <td rowspan="2">1 Euro</td> <td colspan="2">Dólares USA</td> <td colspan="3">% sobre la cotización</td> <td colspan="2">Dólares USA</td> </tr> <tr> <td>Última cotización</td> <td>Diferencia semanal</td> <td>semana anterior</td> <td>mes anterior</td> <td>año anterior</td> <td>Mínimo campaña</td> <td>Máximo campaña</td> </tr> <tr> <td></td> <td>1,1521</td> <td>-0,0067</td> <td>↓ -0,58 ↓ -0,69 ↑ +6,68</td> <td></td> <td></td> <td>1,1494</td> <td>1,1976</td> </tr> </table> | | | | | | | | | | | | | | | | | | 1 Euro | Dólares USA | | % sobre la cotización | | | Dólares USA | | Última cotización | Diferencia semanal | semana anterior | mes anterior | año anterior | Mínimo campaña | Máximo campaña | | 1,1521 | -0,0067 | ↓ -0,58 ↓ -0,69 ↑ +6,68 | | | 1,1494 | 1,1976 | <p>ARROZ CÁSCARA €/t <small>Elaboración Subdirección General de Cultivos Herbáceos e Industriales y Aceite de Oliva con fuente de los Comités de Gestión UE y la S. G. Estadísticas MAPA</small></p> <p>Unión Europea</p> <table border="1"> <tr> <td>ITALIA (japónica)</td> <td>s/c</td> <td>n/c</td> <td>n/c</td> <td>n/c</td> <td>536</td> <td>565</td> </tr> <tr> <td>ITALIA (indica)</td> <td>356</td> <td>+20</td> <td>↑ +6 ↑ +6 ↓ -33</td> <td>336</td> <td>403</td> </tr> <tr> <td>GRECIA (indica)</td> <td>245</td> <td>+0</td> <td>→ +0 ↓ -9 ↓ -48</td> <td>245</td> <td>377</td> </tr> </table> <p>España</p> <table border="1"> <tr> <td>ESPAÑA (japónica)</td> <td>462</td> <td>+0</td> <td>→ +0 ↓ -0 ↓ -13</td> <td>444</td> <td>536</td> </tr> <tr> <td>ESPAÑA (indica)</td> <td>342</td> <td>+0</td> <td>→ +0 → +0 ↓ -26</td> <td>259</td> <td>460</td> </tr> </table> | | | | | | | | | | | | | | | | | | ITALIA (japónica) | s/c | n/c | n/c | n/c | 536 | 565 | ITALIA (indica) | 356 | +20 | ↑ +6 ↑ +6 ↓ -33 | 336 | 403 | GRECIA (indica) | 245 | +0 | → +0 ↓ -9 ↓ -48 | 245 | 377 | ESPAÑA (japónica) | 462 | +0 | → +0 ↓ -0 ↓ -13 | 444 | 536 | ESPAÑA (indica) | 342 | +0 | → +0 → +0 ↓ -26 | 259 | 460 | | | | | | | | | | | | | | | | | | | | | | | | | | | | | | | | | | | | | | | | | | | | | | | | | | | | | | | | | | | | | | | | | | | | | |
| 1 Euro | Dólares USA | | % sobre la cotización | | | Dólares USA | | | | | | | | | | | | | | | | | | | | | | | | | | | | | | | | | | | | | | | | | | | | | | | | | | | | | | | | | | | | | | | | | | | | | | | | | | | | | | | | | | | | | | | | | | | | | | | | | | | | | | | | | | | | | | | | | | | | | | | | | | | | | | | | | | | | | | | | | | | | | | | | | | | | | | | | |
| | Última cotización | Diferencia semanal | semana anterior | mes anterior | año anterior | Mínimo campaña | Máximo campaña | | | | | | | | | | | | | | | | | | | | | | | | | | | | | | | | | | | | | | | | | | | | | | | | | | | | | | | | | | | | | | | | | | | | | | | | | | | | | | | | | | | | | | | | | | | | | | | | | | | | | | | | | | | | | | | | | | | | | | | | | | | | | | | | | | | | | | | | | | | | | | | | | | | | | | | |
| | 1,1521 | -0,0067 | ↓ -0,58 ↓ -0,69 ↑ +6,68 | | | 1,1494 | 1,1976 | | | | | | | | | | | | | | | | | | | | | | | | | | | | | | | | | | | | | | | | | | | | | | | | | | | | | | | | | | | | | | | | | | | | | | | | | | | | | | | | | | | | | | | | | | | | | | | | | | | | | | | | | | | | | | | | | | | | | | | | | | | | | | | | | | | | | | | | | | | | | | | | | | | | | | | |
| ITALIA (japónica) | s/c | n/c | n/c | n/c | 536 | 565 | | | | | | | | | | | | | | | | | | | | | | | | | | | | | | | | | | | | | | | | | | | | | | | | | | | | | | | | | | | | | | | | | | | | | | | | | | | | | | | | | | | | | | | | | | | | | | | | | | | | | | | | | | | | | | | | | | | | | | | | | | | | | | | | | | | | | | | | | | | | | | | | | | | | | | | | |
| ITALIA (indica) | 356 | +20 | ↑ +6 ↑ +6 ↓ -33 | 336 | 403 | | | | | | | | | | | | | | | | | | | | | | | | | | | | | | | | | | | | | | | | | | | | | | | | | | | | | | | | | | | | | | | | | | | | | | | | | | | | | | | | | | | | | | | | | | | | | | | | | | | | | | | | | | | | | | | | | | | | | | | | | | | | | | | | | | | | | | | | | | | | | | | | | | | | | | | | | |
| GRECIA (indica) | 245 | +0 | → +0 ↓ -9 ↓ -48 | 245 | 377 | | | | | | | | | | | | | | | | | | | | | | | | | | | | | | | | | | | | | | | | | | | | | | | | | | | | | | | | | | | | | | | | | | | | | | | | | | | | | | | | | | | | | | | | | | | | | | | | | | | | | | | | | | | | | | | | | | | | | | | | | | | | | | | | | | | | | | | | | | | | | | | | | | | | | | | | | |
| ESPAÑA (japónica) | 462 | +0 | → +0 ↓ -0 ↓ -13 | 444 | 536 | | | | | | | | | | | | | | | | | | | | | | | | | | | | | | | | | | | | | | | | | | | | | | | | | | | | | | | | | | | | | | | | | | | | | | | | | | | | | | | | | | | | | | | | | | | | | | | | | | | | | | | | | | | | | | | | | | | | | | | | | | | | | | | | | | | | | | | | | | | | | | | | | | | | | | | | | |
| ESPAÑA (indica) | 342 | +0 | → +0 → +0 ↓ -26 | 259 | 460 | | | | | | | | | | | | | | | | | | | | | | | | | | | | | | | | | | | | | | | | | | | | | | | | | | | | | | | | | | | | | | | | | | | | | | | | | | | | | | | | | | | | | | | | | | | | | | | | | | | | | | | | | | | | | | | | | | | | | | | | | | | | | | | | | | | | | | | | | | | | | | | | | | | | | | | | | |

EVOLUCIÓN DEL ARROZ BLANCO. CAMPAÑAS 2017/2018 A 2025/2026.



VARIACIONES PORCENTUALES SOBRE LA ÚLTIMA COTIZACIÓN

| | MUNDIALES | | | | | | | | | | | | | |
|-------------------------|-------------------------|----------------------|---------------|-------------|------------|------------|----------|-------------|--------|--------------|-----------|------------|------------|--|
| | Thailandia sin partidos | Thailandia parboiled | Thailandia 5% | Vietnam 25% | Vietnam 5% | Camboya 5% | India 5% | Pakistan 5% | USA 4% | Argentina 5% | Brazil 5% | Myanmar 5% | Uruguay 5% | |
| Última cotización \$/t | 372 | 374 | 363 | 339 | 362 | s/c | 335 | 346 | 534 | 451 | 498 | 355 | 512 | |
| % s/inicio campaña (*) | ↓ -4 | ↓ -6 | ↓ -4 | ↑ +3 | ↑ +3 | n/c | ↓ -4 | ↓ -3 | ↑ +0 | ↑ +9 | ↑ +14 | ↓ -0 | ↑ +12 | |
| % s/mes anterior (*) | → +1 | ↓ -1 | → +1 | ↑ +2 | ↑ +2 | n/c | ↓ -1 | → -1 | ↑ +0 | ↑ +6 | ↑ +4 | ↑ +2 | ↑ +4 | |
| % s/semana anterior (*) | ↓ -9 | ↓ -10 | ↓ -9 | ↓ -8 | ↓ -8 | n/c | ↓ -11 | ↓ -12 | ↓ -21 | ↓ -20 | ↓ -17 | ↓ -12 | ↓ -13 | |
| % s/año anterior (*) | → +0 | → +0 | → +0 | → +0 | → +0 | → +0 | → +0 | → +0 | → +0 | → +0 | → +0 | → +0 | → +0 | |

(*) La comparativa de los precios mundiales se realiza en dólares en lugar de euros debido a que la depreciación anual del euro frente al dólar supera el 10% pudiendo dar lugar a valores positivos (en €) cuando en realidad son negativos (en \$).

PRECIO MEDIO CAMPAÑA 2025/2026

| | MUNDIALES | | | | | | | | | | | | | |
|---------------|-------------------------|----------------------|---------------|-------------|------------|------------|----------|-------------|--------|--------------|-----------|------------|------------|--|
| | Thailandia sin partidos | Thailandia parboiled | Thailandia 5% | Vietnam 25% | Vietnam 5% | Camboya 5% | India 5% | Pakistan 5% | USA 4% | Argentina 5% | Brazil 5% | Uruguay 5% | Myanmar 5% | |
| Media (\$/t) | 375 | 380 | 365 | 339 | 360 | n/c | 351 | 353 | 564 | 439 | n/c | 469 | 338 | |
| Máximo (\$/t) | 413 | 418 | 403 | 352 | 373 | n/c | 375 | 376 | 610 | 486 | n/c | 512 | 356 | |
| Mínimo (\$/t) | 341 | 343 | 331 | 326 | 348 | n/c | 335 | 326 | 533 | 410 | n/c | 451 | 317 | |

EVOLUCIÓN DE LOS PRECIOS DEL ARROZ BLANCO EN LA UE Y ESPAÑA (€/t)
Campañas 2017/2018 a 2025/2026



Fuente: Elaboración por la Subdirección General de Cultivos Herbáceos e Industriales y Aceite de Oliva del MAPA con datos de la Comisión Europea. D.G. Agricultura.

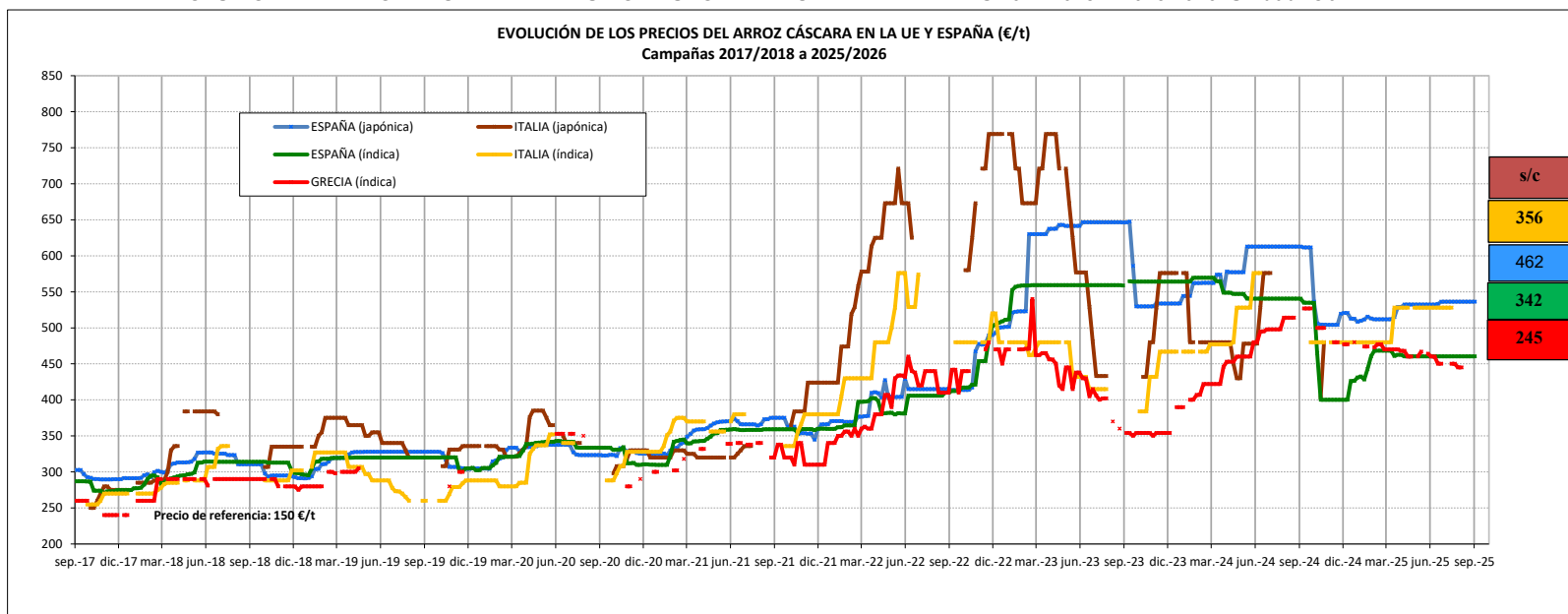
VARIACIONES PORCENTUALES SOBRE LA ÚLTIMA COTIZACIÓN

| UNIÓN EUROPEA Y ESPAÑA | | | | | | | |
|-------------------------|-------------------|-------------------|--------------------|-----------------|-----------------|------------------|---------------------------|
| | ESPAÑA (japónica) | ITALIA (japónica) | FRANCIA (japónica) | ESPAÑA (indica) | ITALIA (indica) | FRANCIA (indica) | ESPAÑA (indica parboiled) |
| Última cotización €/t | 1.107 | s/c | 1.230 | s/c | s/c | s/c | s/c |
| % s/inicio campaña (*) | ↓ -0 | n/c | ↑ +2 | n/c | n/c | n/c | n/c |
| % s/mes anterior (*) | → +1 | n/c | ↑ +2 | n/c | n/c | n/c | n/c |
| % s/semana anterior (*) | → +0 | n/c | → +1 | n/c | n/c | n/c | n/c |
| % s/año anterior (*) | ↓ -5 | n/c | ↓ -8 | n/c | n/c | n/c | n/c |

PRECIO MEDIO CAMPAÑA 2025/2026

| UNIÓN EUROPEA Y ESPAÑA | | | | | | | |
|------------------------|-------------------|-------------------|--------------------|-----------------|-----------------|------------------|---------------------------|
| | ESPAÑA (japónica) | ITALIA (japónica) | FRANCIA (japónica) | ESPAÑA (indica) | ITALIA (indica) | FRANCIA (indica) | ESPAÑA (indica parboiled) |
| Media (€/t) | 1.108 | 1.499 | 1.226 | n/c | n/c | n/c | n/c |
| Máximo (€/t) | 1.176 | 1.582 | 1.250 | n/c | n/c | n/c | n/c |
| Mínimo (€/t) | 1.066 | 1.452 | 1.200 | n/c | n/c | n/c | n/c |

EVOLUCIÓN DEL ARROZ CÁSCARA EN LA UNIÓN EUROPEA Y ESPAÑA. CAMPAÑAS 2017/2018 A 2025/2026. Unidad: €/t



Fuente: Elaboración por la Subdirección General de Cultivos Herbáceos e Industriales y Aceite de Oliva del MAPA con datos de la Comisión Europea. D.G. Agricultura.

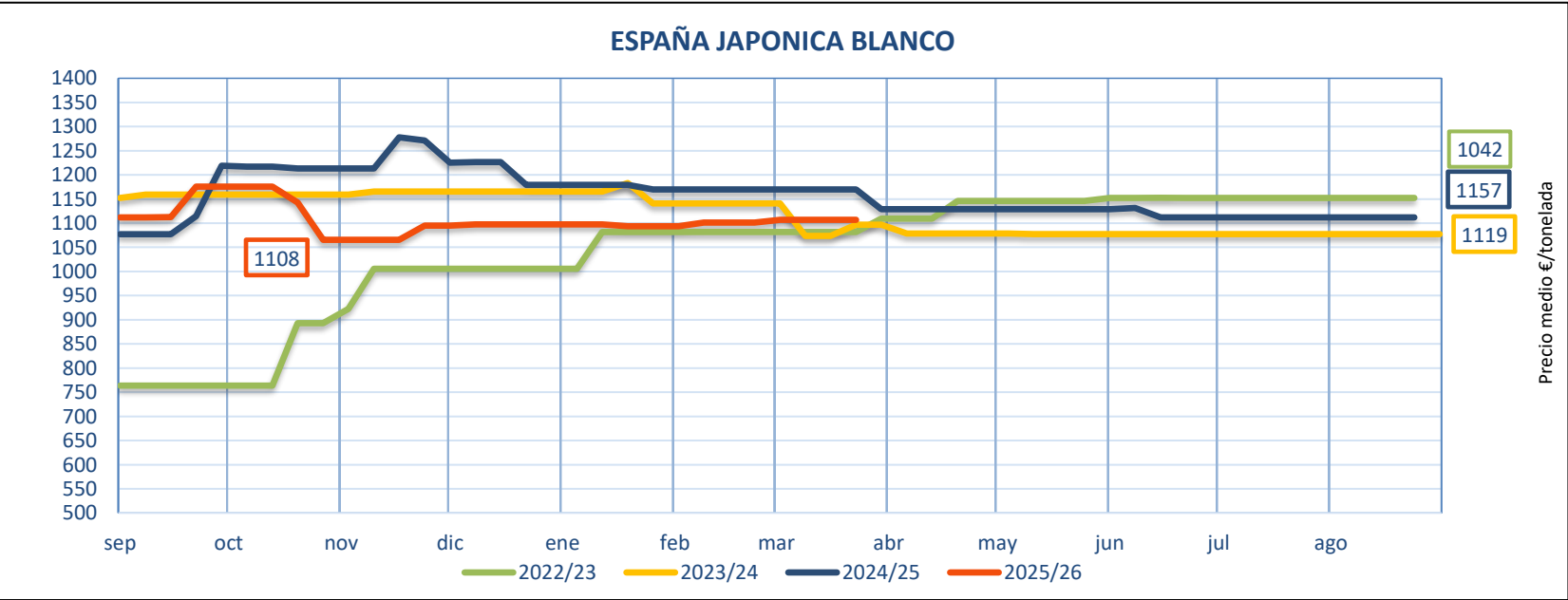
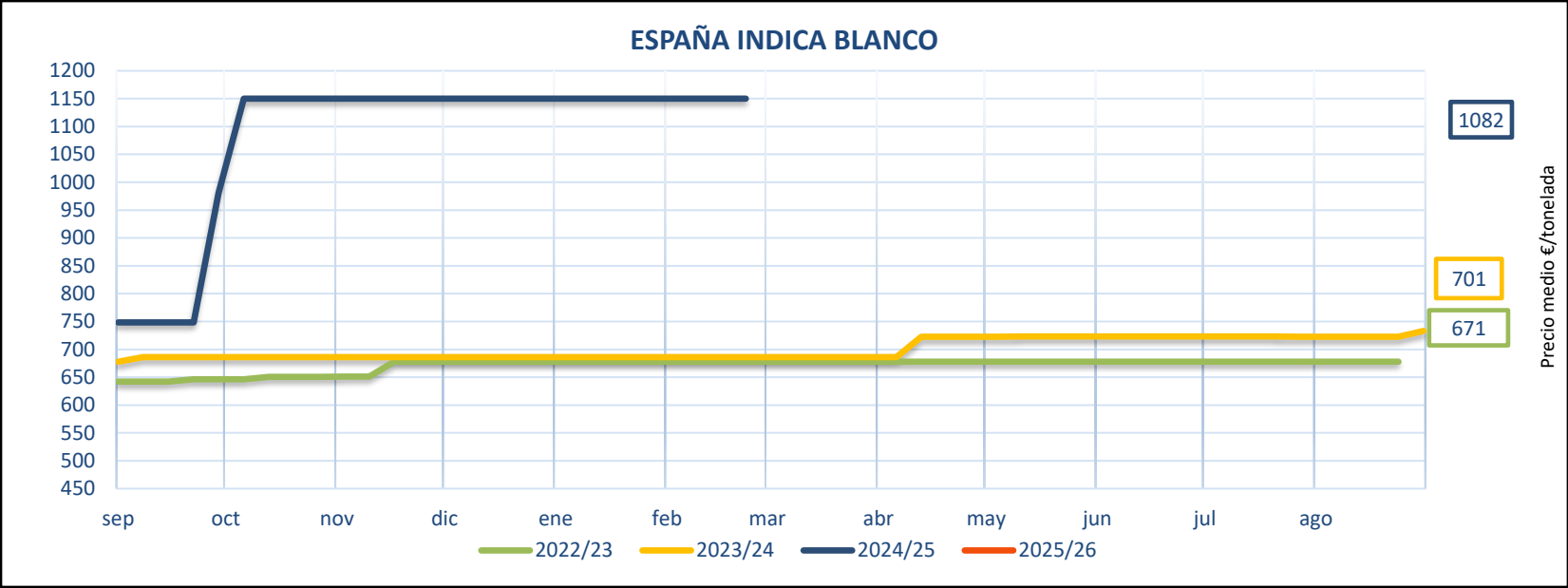
ARROZ CÁSCARA

VARIACIONES PORCENTUALES SOBRE LA ÚLTIMA COTIZACIÓN

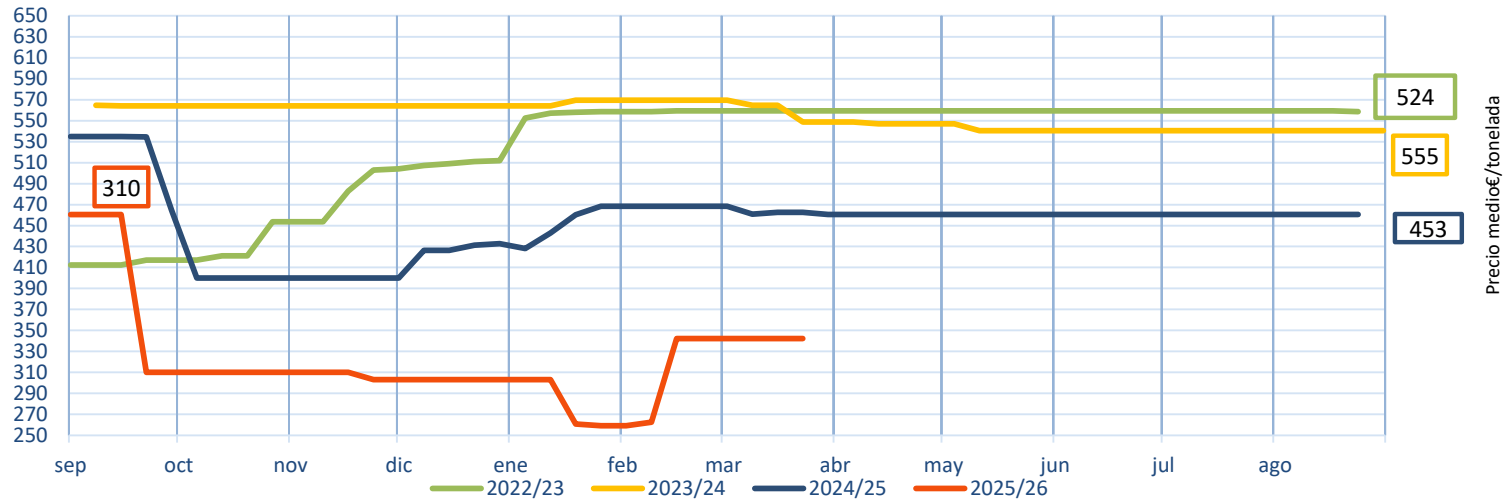
| | UNIÓN EUROPEA Y ESPAÑA | | | | |
|-----------------------|------------------------|-------------------|-----------------|-----------------|-----------------|
| | ESPAÑA (japónica) | ITALIA (japónica) | ESPAÑA (indica) | ITALIA (indica) | GRECIA (indica) |
| Última cotización €/t | 462 | s/c | 342 | 356 | 245 |
| % s/inicio campaña | ↓ -14 | n/c | ↓ -26 | n/c | n/c |
| % s/mes anterior | ↓ -0 | n/c | ⇒ +0 | ↑ +6 | ↓ -9 |
| % s/semana anterior | ⇒ +0 | n/c | ⇒ +0 | ↑ +6 | ⇒ +0 |
| % s/año anterior | ↓ -13 | n/c | ↓ -26 | ↓ -33 | ↓ -48 |

PRECIO MEDIO CAMPAÑA 2025/2026

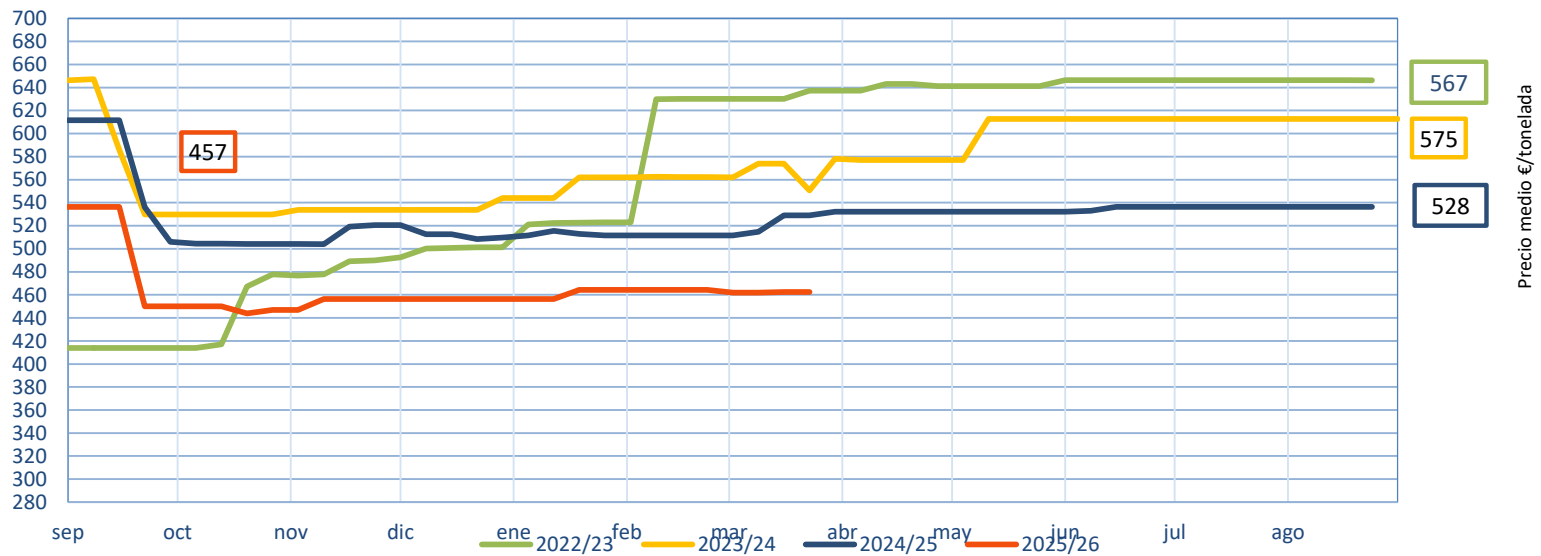
| | UNIÓN EUROPEA Y ESPAÑA | | | | |
|--------------|------------------------|-------------------|-----------------|-----------------|-----------------|
| | ESPAÑA (japónica) | ITALIA (japónica) | ESPAÑA (indica) | ITALIA (indica) | GRECIA (indica) |
| Media (€/t) | 465 | 554 | 323 | 364 | 325 |
| Máximo (€/t) | 536 | 565 | 460 | 403 | 377 |
| Mínimo (€/t) | 444 | 536 | 259 | 336 | 245 |



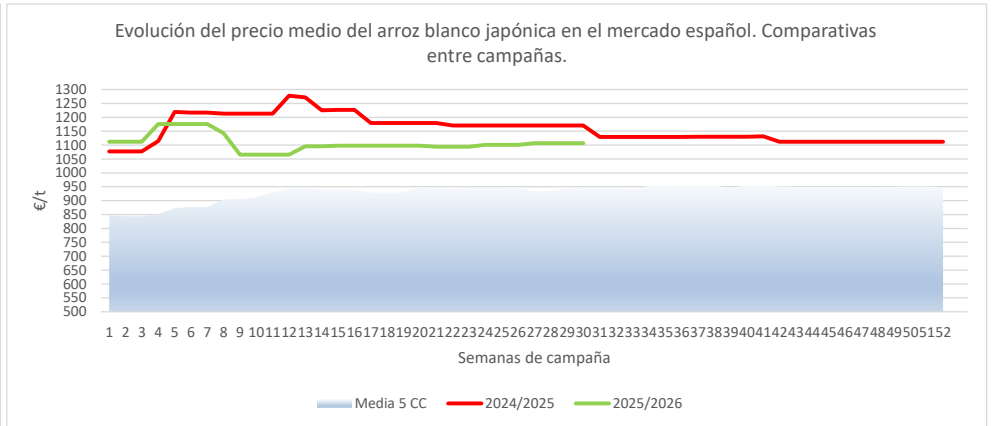
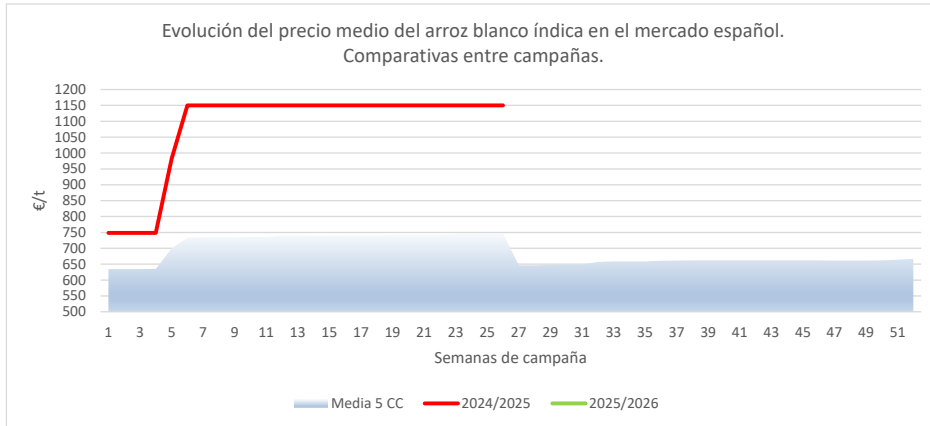
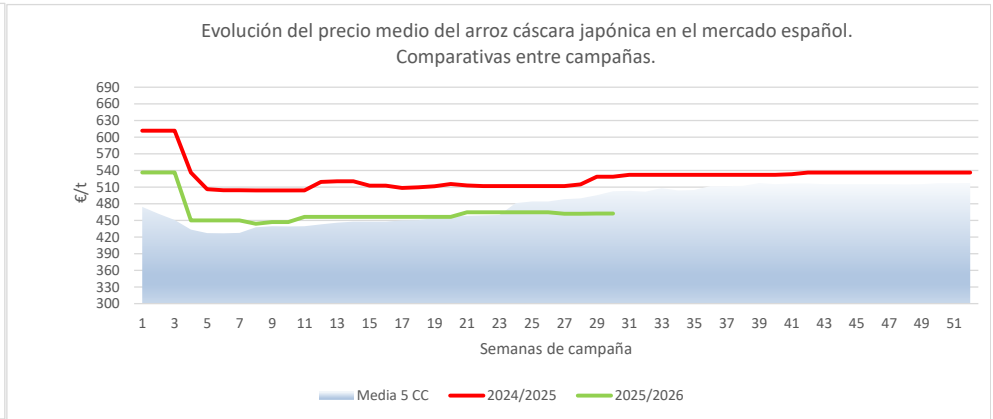
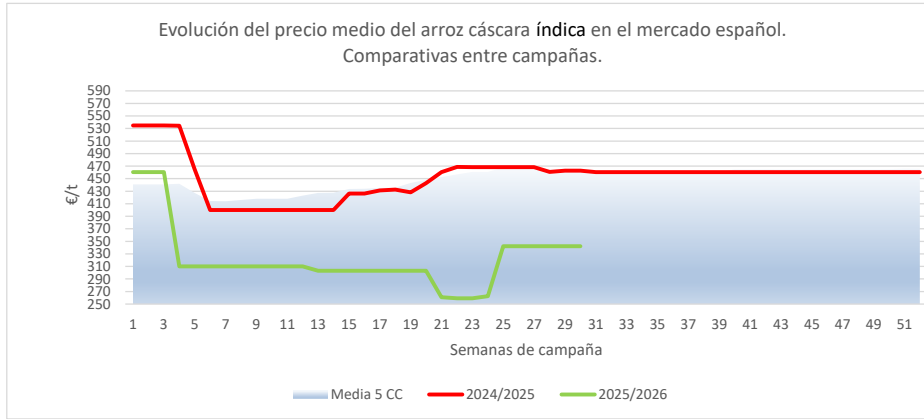
ESPAÑA INDICA CÁSCARA



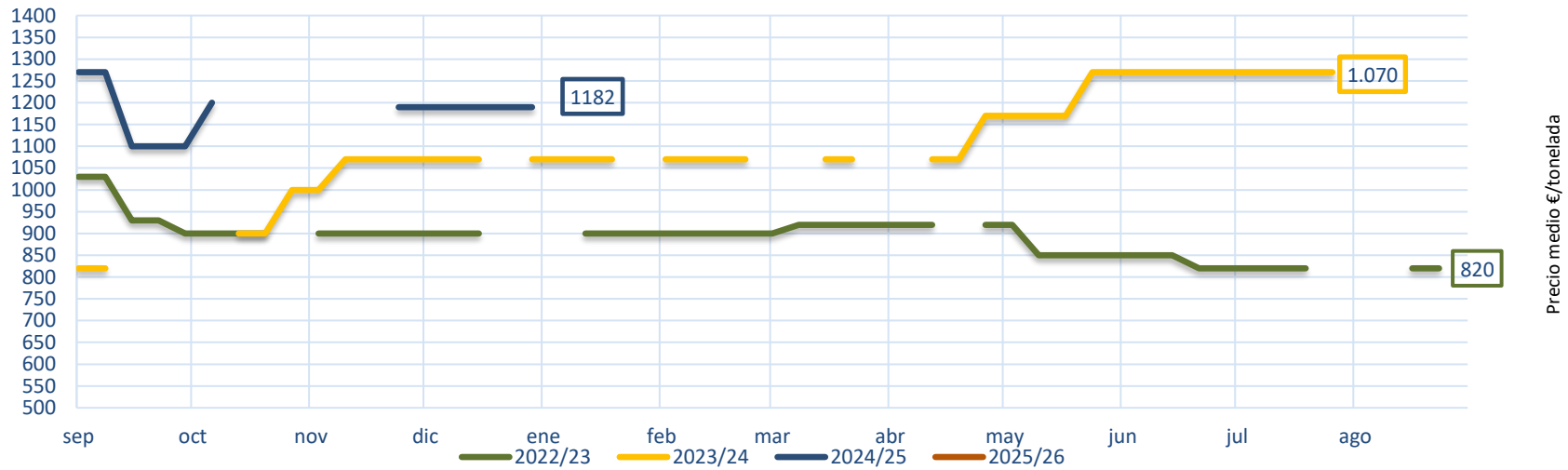
ESPAÑA JAPONICA CÁSCARA



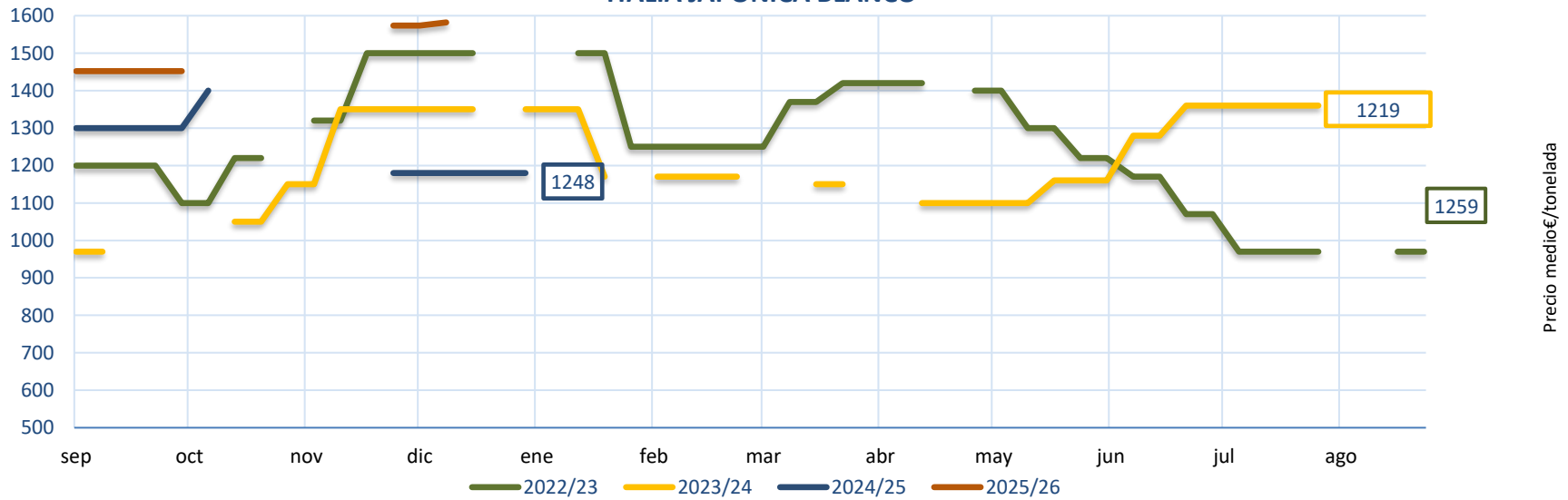
EVOLUCIÓN DEL PRECIO MEDIO DEL ARROZ. COMPARATIVA ENTRE CAMPAÑAS.



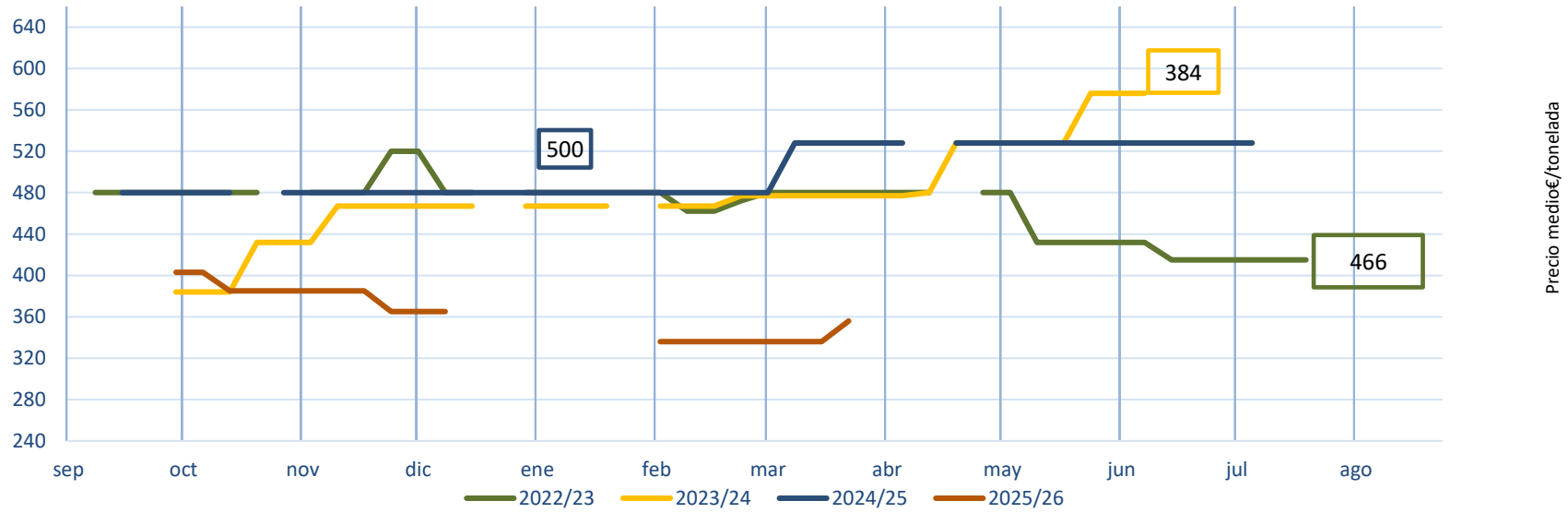
ITALIA INDICA BLANCO



ITALIA JAPONICA BLANCO



ITALIA INDICA CÁSCARA



ITALIA JAPONICA CÁSCARA

